

OPSnews



Vol. 40 No. 3 Third Quarter 2010



Mile High "High" Experience by Denver Attendees



Inside this issue:

Editor's Thoughts	2
President's Niche	3
ACTIONED	4
Spotlight on the Ballot Committee	4
OPS Elections	5
Annual Program	6
Room Monitors Needed	6
BOC News	7
"Eye Catching" in Chicago	7
BOE News	8
Newsletter/Membership	10
OPS Archives Need	11
Rara Avis Members	11
Sponsors	11
Peter Buch Remembered	12
William Stenstrom Remembered	14



OPHTHALMIC
PHOTOGRAPHERS'
SOCIETY
EYE IMAGING EXPERTS

1887 West Ranch Road
Nixa, MO 65714-8262
USA Tel: 800-403-1677
International Tel: 01-417-725-0181
Email: ops@opsweb.org

Executive Director
Barbara McCalley

Newsletter Editor
William Anderson, CRA, FOPS
william.anderson@utsouthwestern.edu

President: OPS
Paula Morris, CRA, FOPS
paula.morris@hsc.utah.edu

Chair: Board of Certification
Beth Ann Benetz, CRA, FOPS
boc@opsweb.org

Chair: Board of Education
Kirsten G. Locke, CRA
boe@opsweb.org

Advertising :
Barbara McCalley

2010 Newsletter Deadlines

First Quarter 2010	Jan 15, 2010
Second Quarter 2010	Apr 2, 2010
Third Quarter 2010	Jul 2, 2010
Fourth Quarter 2010	Sep 10, 2010
Post Annual Program (Special Issue)	Nov 5, 2010

OPS Website
www.opsweb.org



Editor's Thoughts

As I travel back to Dallas flying at 33,000 feet I am reminiscing about a wonderful and outstanding OPS Mid –Year Educational Program this past weekend (June 18-19) in Denver. Congratulations have to go to both Hoang Nguyen as the Program Chair and Debra Brown as the Education Chair for a fun filled educational experience. It was nice to be able to visit with all the old time greats

in ophthalmic photography. I would encourage anyone, just getting started or seasoned ophthalmic photographer to attend an OPS educational program. I have always learned something new at these programs. Recap articles and letters start on page eight.

It is about time to start thinking about the Annual Program this year in Chicago. Bob Cavicchi, General Chair, and Lydia Dimmer, Educational Chair, are putting together a wonderful program with many new classes this year. We still will have the basic courses for the beginner and will have more advance courses this year for the computer user. Ophthalmology World famous Dr. Giovanni Staurenghi, MD, Professor of Ophthalmology at the University of Milan, Italy, will speak at the Donald Gass Memorial talk so you sure do not want to miss this lecture. Bob Caricchi is putting together an all star line up of people for the **Scientific Paper Session**. The deadline for submission for the photo exhibit ends soon so be sure and send your one of a kind image in. One of the highlights on the Academy floor is the OPS photo exhibit and your image could be one on display.

I am mournful to report that two very fine gentleman who have made many achievements to the field of Ophthalmic Photography have past away. Most of you will remember Peter Buch as the Big Guy with the gentle heart. Read more about Peter on page 12. A long time friend of the OPS and Medical Art Education, William Strestrom past away in May at the age of 84. He was one of the leaders of the Biological Photographers Society for many years and had an interest in Ophthalmic Art. Story on page 14.

Until next time
Bill

The President's Niche

Dear OPS,

It's July and finally hot in the American West, but anyone who would call these the "lazy days of summer" is not familiar with the workings of the Ophthalmic Photographers' Society! To blatantly alter a familiar American quip to describe OPS activities, I'd say, "So many projects, so little time!"

As the Board of Education, especially Lydia Dimmer and Sarah Moyer as Education Chairs, are winding down their tremendous efforts to produce the upcoming annual Educational Program in Chicago in October, Barbara McCalley in the Central Office has been jumping into overdrive to design and publish the printed program, mail it out to ophthalmic professionals, and gear up for registration. And as the curriculum and faculty are now in place, the rest of the annual Meeting team, under the direction of Vice President Bob Cavicchi and BOE Chair Kirsten Locke, are organizing and recruiting the manpower needed to execute such a large undertaking.

And then, our all important OPS elections are coming up. OPS Secretary Cindy Montague has carefully collected candidate statements to be posted on the website and she has produced the ballot for the Board of Directors and Board of Education. After mailing out TWO dues notices, Barbara has been collecting membership dues and preparing the OPS membership list for 2010. That list will provide the contents of the OPS directory, and it is also essential in conducting our elections (check out the separate article in this newsletter that explains the new process we instituting this year, and acquaints you with our unique Ballot Committee).

Not to be outdone, the BOC, as our certifying body, has been conducting its own elections among certificants of the CRA and OCT-C programs.

Always striving to facilitate certification, BOC continue to streamline and refine the process by making resources more available online and bringing the examination to multiple sites both in the US and internationally.

And now, the OPS has become a partner with ACTIONed, the online educational resource for training and earning CECs. This collaborative site was launched in April, and ALL OPS Boards are participating in helping the site grow and evolve, using OPS knowledge and resources to help develop this unique alliance of professional organizations in Ophthalmology. ACTIONed will serve members needing recertification credits or needing more information about many ophthalmic topics. As the BOD is busy refining our partnership and the administration of our role in ACTIONed, the BOE is busy designing educational modules and developing the structure needed to work within the requirements of the site, developing a process to protect copyrights, and providing guidelines for future authors of materials placed on ACTIONed. The BOC has long seen the importance of online education opportunities for recertification, and in support of this new resource, they will provide validation of CECs and consult with the BOE on learning assessment tools for ACTIONed courses.

And speaking of activity, the ICOP committee, under leadership provided by the Ophthalmic Imaging Association of the UK, are happy to report that the 2011 meeting will be held in Oxford, England, in late September. More information will be provided in future newsletters.

Designing educational programs both in-person and online, providing certification, administering the Society, our newsletter and Journal, OPS volunteers are always busy serving the Society. How can you help as well? By exercising your rights of



membership: vote in the upcoming elections, volunteer to help at the annual educational program, submit images to the Scientific Exhibit photo contest, present a paper at the annual Scientific Session, look for the newsletter on the OPS website, read and contribute to the Journal of Ophthalmic Photography – in short, make participation in the OPS and its projects an important part of your professional life. Stay informed and become involved. Let other OPS members know of your interest – we aren't a huge group, and no one who wants to participate will stay invisible for long!

As you read this edition of the OPS newsletter, I hope you enjoy becoming current with our Society and our members. We lost two excellent people who made important contributions to our profession, and as you read about these very special gentlemen, I hope you will be motivated to follow their example and make your own contributions to the growth and health of ophthalmic imaging.

All my best,

Paula

OPS Joins ACTIONed

By now, as an OPS member, you should have received a postcard and a letter announcing the launch of ACTIONed and the opportunities it provides. OPS is one of six partners, including JCAHPO, Association of Technical Personnel (ATPO), American Society of Ophthalmic Registered Nurses (ASORN), Canadian Society of Ophthalmic Medical Personnel (CSOMP), and American Society of Ophthalmic Administrators (ASOA) who are collaborating to provide this online educational service for ophthalmic professionals. With educational modules provided by each of the partnering organizations representing different careers and responsibilities in Ophthalmology, those who join ACTIONed will have access to educational modules from 20 different categories of knowledge and skills.

Details for awarding OPS Continuing Education Credits, and cross-recognition of CECs among partners are close to being finalized, and our BOE is refining the first OPS generated modules to be posted on ACTIONed in the next few weeks. The BOE is also developing the protocols and guidelines for authors that will be necessary to provide the highest quality online educational opportunities. Watch for more information in upcoming OPS newsletters, and visit www.actioned.org to learn more about this exciting new educational resource.

Spotlight on OPS Committees: The Ballot Committee

Some OPS committees are active all the time, and some are activated only at special times, but the OPS Ballot Committee is unique from all the others.

As the OPS is an international organization, we have members contributing to our projects and programs from all over the world; but in the case of OPS elections, the process of tallying the votes calls for a special committee design. For the sake of efficiency and fiscal responsibility, all the members of the current Ballot committee live and work in the same geographic location!

The vote tallying procedure is spelled out in detail in the OPS Standing Rules. Once the deadline for receiving completed ballots is past, the Executive Director will check the names with the current member list to insure that each member has only one vote, and she will determine the number of ballots received. She does NOT open the envelopes. The sealed envelopes are sent to the Ballot Committee Chair who organizes the Ballot Committee to carry out the tallying process.

When the Ballot committee meets, it is subdivided into two (2) groups of two (2). Each group will count the votes and tabulate the results. If the count does not match between the two groups, there will be a recount until the votes correlate. In addition, each ballot

envelope will be marked with the individual membership number. The return ballots will be verified against the master membership number list.

Once the results have been verified, the Chair of the committee validates and forwards the results to the President, who notifies all candidates of the results by telephone.

For the past few years, the OPS Ballot Committee has been comprised of dedicated, meticulous members from the Detroit area. The current committee members are Chair, Anthony Medina, Craig Bridges, Fran McIver, Tanya Tracey and Thomas Treuter. Their commitment to precision and confidentiality has served the OPS well.

With OPS elections being held in the next few months, this special group will meet once again to serve the Society in this unique and invaluable way. ■



OPS Election Time is Coming Up Fast!

Just like April showers bring May flowers, the end of our membership year, May 31st, brings us the list of current (dues paid) members, and therefore, a list of people entitled to vote in OPS elections. Voting to choose the individuals to lead the Society is your right as an OPS member, and should be a high priority!

In the next few weeks current members can expect to receive the printed ballot for Board of Directors and Board of Education candidates. Instructions detailing the proper procedure for returning the ballot to the OPS central office will be included with the ballot.

As part of the Society's transition to more electronic communication, instead of receiving a printed booklet of candidate statements, you will be directed to proceed to the OPS website to review this material. As you will be selecting the OPS members who will be responsible for leading the Society and producing our educational programs, and we know you will give careful consideration to each statement. The page-turning software mentioned in the previous newsletter is still being "debugged" for general use, so you will find the statements in pdf form.

It's a simple four step process to insure your voice is heard in selecting OPS leadership: make sure your mailing address is current with the central office, watch for the ballot to arrive, go to the website to give the candidate statements your full consideration, and return your completed ballot.

Just four easy steps to help keep the OPS strong and vibrant – make sure you exercise your right as an OPS member.

Board of Directors Officers- Candidates are:

President - Paula F. Morris, CRA, FOPS
Vice-President - Robert W. Cavicchi, CRA, FOPS
Treasurer - William M. Anderson, CRA, FOPS
Secretary - Timothy J. Bennett, CRA, FOPS, OCT-C

Directors at Large: Candidates are

Denice A. Barsness, CRA, COMT, FOPS, ROUB
Robert E. Curtin, CRA, FOPS
Ditte J. Hess, CRA, FOPS
Jay A. Rostvold, FOPS

Board of Education: Candidates are:

Lydia Dimmer, CRA, COT, OCT-C
Richard E. Hackel, CRA, FOPS
LeRoy D. Judkins, COA, OCT-C
Kirsten G. Locke, CRA
Bert P. Miskell, BS, OCT-C
Hoang Nguyen, CRA, CPT, OCT-C
James B. Soque, CRA, COA

What not to miss this year....? The OPS Annual Program, of course.

Whether you need to know the latest CMS regulations regard-

ing coding for Special Tests, clinical study updates, cutting edge techniques and research, or the fundamentals of our profession, there is something offered for everyone at this year's annual program. As is usually the case, a world class panel of physicians will grace our

meeting, such as Drs. Bartsch, Cousins, Jaffe, Jampol, Mieler, Staurenghi, and Walsh to name just a few.

For those trying to acquire new skills, there is a plethora of workshops to choose from. We are proud of the caliber of instructors within our ranks who come forward year after year to share their skill and knowledge.


The meeting will be held at the Sheraton Hotel and Towers (www.sheratonchicago.com), which is located in the heart of the city and overlooking the lake - what a wonderful venue for this event. This location offers many opportunities to explore the city. Easy walking distance to the Shedd Aquarium, Field Museum, Adler Planetarium, Magnificent Mile, Art Institute of Chicago, Sears Tower just to name a few of

the many places to see while in Chicago. If you have not already made your reservations, please visit the OPS website for housing information.

Comprehensive information about Chicago will be in the next issue of the OPSnews so watch for it around the first of October.

I look forward to seeing many of you in Chicago!■

Lydia Dimmer



Room Monitors Needed

With the current economic condition affecting the purse strings of our practices it is important, now more than ever, to take advantage of opportunities to cut expenses. Being a Room Monitor is one way you can help with your costs of attending the OPS Annual Meeting and also support your society. Room Monitors are needed for every course to keep track of attendance and help with the paperwork necessary for the processing of the Continuing Education credits. As a thank-you for serving in this important capacity volunteers receive free CE credits for each course they monitor.

As always these positions are filled on a first come, first serve basis. If you haven't chosen the courses you want to monitor do it now. The positions are filled very quickly. To sign up to be a Room Monitor for this year's Annual Program contact Laura Savage, BOE Volunteer Committee Chairperson at: Ops.roommonitor@tds.net.

Volunteering provides a great opportunity to get to know fellow photographers and to learn more about the OPS. If you feel being a room monitor is not for you, check your OPS Program Guide for other ways you can be part of this year's amazing Annual Program.■

BOC News

Election Results

The Board of Certification is pleased to announce the 2010 Election results: Marcella Hickey, CRA, Alexis Smith, CRA, OCT-C and Rich Cornwell, CRA, ROUB, OCT-C will join your BOC at this years Academy meeting. Allen Katz, CRA, OCT-C, COT was also elected by the BOC in accordance with our Election Procedures at our midyear meeting. Special thanks to those who ran for office, to those who voted and to the outstanding BOC members who will cycle off the board this fall: Ditte Hess, CRA, FOPS, John Carpentier, CRA, OCT-C and Alicia Zetina, BS, CRA.■

Mark Crosswell, CRA, OCT-C,
COA

*Check the OPS
web site for
CRA and
OCT-C test
dates and testing
centers*

Testing at Test Centers NOW AVAILABLE

The CRA Written Examination and the OCT-C Examination are now available to be taken by candidates at approved test centers both within the United States and Internationally.

A PDF list of approved centers is available on the OPS web-page.


Please contact boc@opsweb.org for details.

If you are up for recertification in 2010, please take the time now to:

- Review C.E.C. requirements
- Review OPS membership status
- Check that the OPS/BOC has your current contact information

Something “Eye Catching” to See in Chicago

A sculpture titled EYE by contemporary artist Tony Tasset will be on display from July 7, 2010 to October 31, 2010 in Chicago’s Pritzker Park. This sculpture could not have happened at a better time. The 41st Annual OPS Meeting will be taking place in Chicago, Illinois October 15-19 and standing next to this sculpture will most definitely be a photographic moment.



The three-dimensional, steel reinforced fiberglass EYE will even be complete with a blue iris. The artist has acknowledged “the installation has a psychological edge to it and some people could find it creepy”, but Tasset describes it is “surrealist-noir.”

Be sure to stop by and see the sculpture while you are in Chicago for the 41st Annual OPS Meeting.

Karen L. McHugh, CRA
UT Southwestern Medical Center

BOE News

Denver Educational Program Huge Success

What a weekend it was!

The meeting went by so fast! There was a wide range of topics that were delivered by dynamic and renowned speakers in the ophthalmic imaging field.

The first speaker of the meeting was Mark Maio, and he delivered a great lecture, "Making a Living While Doing What You Love." Such a simple concept, yet many of us have forgotten to enjoy what we do. Mark inspired us to find ways to advance ourselves and do what we love. In the lecture, Mark said that when he was young, he had competed with his classmates to see who could sell the most candy, the winner to receive a bicycle. Well, guess what? I am glad he did not get the bicycle. Instead, in second place, Mark received a camera. That was probably the best second place for Mark, because as we know, Mark became one of the best ophthalmic photographers in the ophthalmic imaging field.

The next speaker was Malik Kahook, MD. It was Dr. Kahook's first lecture for the OPS. It was too bad that we did not have the whole hour to give to him. Dr. Kahook is such a great speaker that I think he has already been recruited to come back to lecture again by a future OPS program Chair.

Mike Bono gave us a little glimpse of his work at the National Eye Institute. Some of the attendees envied the opportunities Mike is experiencing.

From the Rocky Mountain Lions Eye Institute Dr. Naresh Manvada gave a lecture on the current and future retina research. It was great to have faculty from the University to let us know what is ahead on the curve in retinal research.

Also from the Rocky Mountain Lions eye Institute was Dr. Jeff Olson. A great series of surgical cases was presented. Of all the cases, I still can't get over the "evil cat" case and the picture of that "evil" cat.

Right after lunch, Dr. Eugene De Juan showed us the many surgical instruments he has developed, and also, a preview of Kirsten's talk on the Bionic Eye.

Dr. Hugo Quiroz-Mercado spoke on the treatments of ROP. Among his treatments is Avastin. Who would have thought? Changing a child's life by doing all it takes to preserve sight is admirable.

Next was Dr. Kenneth Hovland, and his talk was on ocular tumors. Not just treated diseases, he had to deal with many patients from other countries. A fine line had to be walked that was sometimes agonizing for him. In one of his cited cases, the parents did not want the child to have an eye removed, there was a question about reporting the parents to social services. Not removing the eye could result in serious health problems to the child. He said he had many gray hairs over that. Lucky though, after many phone calls and discussions with the parents, they decided to have the surgery.

The Jeopardy Game hosted by Tim "Alex Tribek" Bennett, CRA, OCT-C, was fantastic. It was a fun way of learning.

Paula Morris and Tim Bennett started out Saturday morning with the "History

of Fluorescein". It was great to see a video clip of Drs. Novotny and Alvis describing the what great lengths they went perform the first human fluorescein angiogram.

Continuing on, Dr. Joondeph lectured on the current treatments of AMD. It seems that most treatments for AMD are now injections, unlike decades ago when laser was the only way to treat AMD.

Dr. Kimura gave a stimulating talk where he challenged us to think differently, embrace new technology in the horizon of the medical field and especially in ophthalmology.

Ethan Priel, as always, had great gadgets in his talk. It was cool to be wearing the 3D glasses to see his talk.

And it was hard to see some of the cases in Dittie Hess' talk about pediatric imaging. How could someone hurt a baby by shaking them? It was great to learn that some of these babies are still active and resilient despite having eye problems.

Kirsten's talk brings us to the new and innovative things on the horizon of Ophthalmology. A bionic eye may have seemed unlikely in the past but it is a reality now.

Denice is a great speaker. It is really too bad that she did not have more time for her talk. She is right – how can someone have enough time to talk about the optic nerve in one hour?

The final speaker was our great Johnny Justice, Jr. He talked about his recollections of the early times of his career. It was just great to have him talk about how he had to make do with so much less than the equipment what we have today. At his age, he is still as quick as a whip. From an orphanage to what he has

accomplished today is just great.
Only in America!

The meeting went by fast and it was good to listen to great speakers for two days. There was so much information to absorb and so many new things to learn. Thank you to all the speakers for taking the time to lecture at this OPS Mid-year meeting. The meeting was successful, with more than 100 attendees. There was a wide range of topics being discussed, from "Doing What You Love", to early days of fluorescein angiography, to many great talks on current treatments or retinal diseases.

The success of this mid-year meeting was due in part to the efforts of many people in the OPS who were willing to help out. First of all, I would like to thank Denice Barsness, CRA, COMT, ROUB, FOPS, for always being there when I called to ask questions, for spending the whole day in Denver more than a year ago to look at hotels, and for spending time talking on the phone to solve problems I encountered. She was the foundation that made the meeting a success. And thanks to Debby Brown, CRA, for getting speakers and lining up all the talks. Thank you for putting up with me. And thank you to all the speakers for taking the time to lecture and share your knowledge. I would also like to thank all the vendors for bringing in their equipment to exhibit for the attendees. Thank you to Patricia Cushman, CRA and Joyce Neufeld, COT, for helping at the Registration desk. And also thank you to Tim Steffens, CRA, Jonathan Shankle, CRA, OCT-C, Sarah Moyer, CRA, OCT-C, and Kirsten Locke, CRA, RN, for handling the evaluation cards. Thanks to all of you for making the meeting successful.

Hoang Nguyen
General Chair

***More articles about the
Denver Educational
Program on pages 16—17.***

Dateline: Denver, Colorado June 2010

It wasn't the lack of oxygen at 5,000 feet that made me lightheaded in Denver. More likely the super charged atmosphere at the recent OPS Mid Year meeting. Speakers from as far away as Israel and as close as local talent on the front range came together to provide a stimulating and challenging program for all that attended. With over 100 attendees (thank you Rocky Mountain Ophthalmic Personnel for bringing your group of over 50 members!) and many old friends and new faces, the meeting kicked off with Mark Miao at the helm. He was an inspiration to all of us to apply a little career chiropractics to our everyday lives. Michael Bono and Ditte Hess gave outstanding presentations on Research and Pediatric imaging applications. Education Chairperson Debby Brown brought us a terrific line up of local physicians throughout the day, capping it off with the hilarious Ophthalmic Jeopardy game with our own Alex Trebeck, Tim Bennett. Those RMOP ladies really knew their stuff. I even saw Johnny Justice taking a few notes which goes to prove you're never too smart to learn something new!

The Crowne Plaza Hotel couldn't have been any more accommodating. Last minute shifts in the cocktail reception were gracefully implanted to allow attendees to spend more time with the commercial vendors. It was a great opportunity to meet and greet with our generous sponsors while visiting with old friends. Luckily this marriage of technology and hospitality didn't result in any red wine being spilled down anyone's keyboard although I did see one canapé precariously perched on top of what shall-be-left -unknown imaging device.

Downtown Denver was on fire that weekend. The warmer than usual weather brought everyone out on to the 16th Street Mall and into the cafes lining the streets. I saw more than one student on Larimer Street having a good time and a few at Marlowe's having a REALLY good time.....

General Chair Hoang Nguyen was busier than a new father of twins (oh, yeah, he's that also!) running around making sure everything was executed flawlessly. Maybe scrambling around for three days at a meeting is more restful than 3:00 a.m. feedings but I don't think so. He was making me tired just watching him. His efforts paid off with a solidly run meeting right down to the proper number of cookies and diet soda to non diet soda ratios. Add in his technical abilities keeping everyone's laptops running smoothly and it's clear to see that he was the right man for the job.

Our second and final day was as jam packed as the first. Paula Morris and Tim Bennett provided historical perspectives on both Fluorescein Angiography and the history of the OPS. Ethan Priel always brings his A game to the OPS and his talk on Imaging of the Human Eye did not disappoint. More great physician talks, Kirsten Locke on the bionic retina and yours truly yanking everyone off the retina and onto the Optic Nerve.

Every mountain must have it's Pinnacle and this program reached the summit with an outstanding lecture by Johnny Justice, Jr.. Johnny lent a fitting end to two exhausting days of note taking and brain buzzing. Everyone in the audience was tuned into his poignant and often hilarious reminisces about the early days of ophthalmic imaging and his role in shaping this craft.

More than one person in the audience had been personally shaped by his influences. Mark Twain said it best, "Great people are those who can make others feel that they, too, can become great". Johnny has been the living embodiment of this code.

In the spirit of "learning from the past, preparing for the future" this program did more than take us back to the future!■

Denice Barsness, CRA, COMT, ROUB, FOPS



OPHTHALMIC PHOTOGRAPHERS' SOCIETY

EYE IMAGING EXPERTS

Newsletter/Membership

Letters to the editor: We welcome your letters. Please email them to the editor. Please include your name, email address and telephone number. Letters may be edited for clarity and space.

Membership: The Ophthalmic Photographers' Society is open to anyone having an interest in any aspect of photography of the eye. The membership is comprised of photographers, physicians, ophthalmic technicians, and scientists. If you would like to apply for membership, go to the webpage <http://www.opsweb.org/Membship/OpsMembApp.html> and complete an application or contact the Membership office

Article Submissions: Submit articles or ideas for feature stories or techniques to the Editor for review. The OPSnews newsletter would like to publish articles of interest to our members, "How to" articles, research projects of interest or general information on members.

OPS Image Library: This is your opportunity to see your work in print on the OPS web site, program covers, or other OPS publications as they evolve.

The purpose of the OPS image library is to make available contributing photographers' work for use in OPS marketing material, publications, and the annual education program cover. By having images on file from a variety of our members, this library will provide a cross section of the various imaging techniques we perform, and highlight our individual talents as these images are published. This ready library will credit the photographer when material is used, and when possible, the author will be contacted in advance to confirm the use. There is no submission fee. The image library will be accessed through the OPS Marketing Committee, and will not be open to general public distribution.

Submissions may be on CD or DVDs, in TIFF, PNG, or JPEG formats. Files should contain the photographer's name and image title. This will facilitate contacting you if your work is selected for use.

Digital images may be sent to:

Alan Frohlichstein
Retinal Angiography Services
5633 Crain Street
Morton Grove, Illinois 60053
E-mail questions to Alan at: alanfroh@gmail.com

Membership

If you are not an OPS member and would like to join, select "New Membership" on the OPS web page under membership. You will first be asked to enter your contact information as you would like it to appear in the OPS directory. Submission of this form will forward your information to the Membership Office, and you will be given the opportunity to submit your payment information. If you choose not to provide a credit card number at this time, you will be contacted by the OPS Membership Office to furnish that information by phone.

Annual Membership Fee of \$85.00 Includes:

The Journal of Ophthalmic Photography. Published twice yearly by the Ophthalmic Photographers' Society, this peer-reviewed journal is dedicated to ophthalmic diagnostic imaging.

The OPS Newsletter. The OPS Newsletter is published electronically four times per year and keeps members informed of upcoming meetings, special events, certification news, employment opportunities, and short articles of interest to diagnostic photographers. Members are notified via email when a new issue is published, with a direct link to the new edition.

The OPS E-mail List. Limited to OPS members, this email list informs members of job opportunities, educational programs and other pertinent announcements before they are released to the general public. This list of email addresses is never sold or released for use by any organization or business other than the OPS.

Discounts. OPS members benefit from reduced certification program application fee.

Contribute to the OPS Archives

The OPS Archives began over 20 years ago as a legacy project by one of the OPS founding fathers, Mr. Don Wong. The archives represent a permanent collection of newsletters, programs, Board minutes and photos going back to 1969.

This is an ongoing labor of love. Members of the OPS Historical Archives committee work together to collect, organize and catalog images from a variety of sources. To date we have over 10,000 images in a photographic database. This is an ongoing project and we need your help!

Images from past educational meetings, social events, or board meetings may be sent to Denice Barsness in digital or non-digital format. Slides and prints will be digitized at our expense and returned to you in the same condition as received.

If you would like to be a member of this committee, please contact: ■

Denice Barsness, CRA, COMT, ROUB, FOPS
Ophthalmic Diagnostic Center
CPMC Department of Ophthalmology
2100 Webster Street Suite 219
cpmceyelab@sutterhealth.org
(415) 600-3937 FAX (415) 600-6563

Rara Avis* Members

Do you have an unusual hobby, interest, or talent outside of our field? Do you know of another member who does? The OPS Newsletter is looking for you. The Newsletter would like to publish their/your story. Please send your submissions to: ■

William Anderson, CRA, FOPS
OPS Newsletter Editor
william.anderson@UTSouthwestern.edu

*A rare or unique person or thing

Sponsors



Fluorescein, ICG, Ophthalmics and Surgical Instruments

Fluorescein Single Dose Vial

Fluorescein Sodium Injection—Light and Dark



Indocyanine Green



Indocyanine Green for injection contains six-25-mg Indocyanine Green for Injections USP vials and six-10-mL Sterile Water for injection vials

Apollo Ophthalmics distributes, Medical Office Products, Pharmaceuticals, Surgical Products and Surgical Instruments.

For a complete Product/ Price List visit us at

www.apolloophthalmics.com

Or call (800) 603-4164 for more information!

We appreciate your continued business and we are proud to support the Ophthalmic Photographers Society.



THANK YOU OPS!

EyeSupply acknowledges OPS members for helping it remain a leading distributor of ophthalmic supplies since 1989.

Let EyeSupply USA be your one-stop source for all your ophthalmic supplies.

- Angiography Supplies
- Medical Office Supplies
- Pharmaceuticals
- Bulbs & Batteries
- Med/Surg Supplies
- And More...

Catalog Available

800-521-5257

Or order online at

www.eyesupplyusa.com

National Instrument Service Corporation

Nationwide Sales and Service of Ophthalmic, Medical and Optical Instruments.



45A GAZZA BLVD
FARMINGDALE, NY 11735

Phone: (631) 694-9408 Fax: (631) 694-9410

Email: info@niscorp.us Web site: www.niscorp.us



Lead by our President, Igor Gaufman and our professional staff, NISCorp continues to specialize in **SALES & SERVICE**, refurbishment, updates and conversions of ophthalmic instruments including:

SLIT LAMPS
PHOROPTERS
LENSOMETERS
KERATOMETERS
POWER SUPPLIES
OPHTHALMOSCOPES
APPLANATION TONOMETER
FUNDUS CAMERAS & ALL ACCESSORIES

All Makes & Models including:

BAUSCH & LOMB
HAAG STREIT
OLYMPUS
TOPCON
NIKON
KOWA
ZEISS

Peter Buch Remembered

On May 23, 2010, we lost a wonderful friend and colleague when Peter Buch, CRA, passed away unexpectedly. His sister Barbara, asked that we share the following write-up with OPS members: "Peter graduated from the University of Delaware and earned a degree in Biomedical Photography at the Rochester Institute of Technology, which was followed by an internship at the Wilmer Eye Clinic, Johns Hopkins University Hospital. He was currently working as the Director of Ophthalmic Imaging at the Ira Ross Eye Institute in Buffalo, New York, and previously has been employed in the same capacity at the Erie County Medical Center Eye Clinic. He also held an Associate Clinical Professorship at the State University of New York, Buffalo, and taught ophthalmic imaging at Rochester Institute of Technology. He was an active member of the Ophthalmic Photographers' Society. He owned and managed his own private business, IPHOTO, and traveled the country teaching users the skills needed for digital ophthalmic imaging. At the time of his death Peter was involved as an investiga-



tor in a research project evaluating a treatment to halt the progression of corneal cross-linking for keratosis, an eye disease in young people that eventually requires corneal transplantation."

"Peter's interests were wide – his photography, both professional and

amateur, was gifted. He always found beauty in everyone and everything, and captured it on film to share with others. When he couldn't produce the right image, he was an avid and discerning collector of other's photographic art visions. His own photos have been published in textbooks and in the OIS calendar, and several of his photos are displayed at the Erie County Medical Center gallery."

"Ice skating was a life-long passion of Peter's. With his sister, Barbara, he was a competitive ice dancer for 13 years, participating in events at the US championships, and twice as US Dance representatives at the World University games. Recently, his hobby was teaching skating and training athletes at several of the local Buffalo skating rinks. He was a member of the Professional Skaters Association."

"Peter was an enthusiastic outdoorsman. He loved cycling, rollerblading, hiking, snowshoeing, and spending time with friends. He loved cooking and grilling, and entertaining his friends and neighbors. On weekends you would find him on his bicycle riding with friends, covering the 10 or 20 miles circuits in the area. Music was his other obsession – Mick and the boys, the Beatles, David Byrne and countless other were his friends and constant companions."

"Most importantly, Peter was a good friend, a wonderful son and beloved brother. He was a warm and open person, always ready to assist with professional advice or a helping hand with a private problem. Even when you didn't realize you needed something, Peter was there to hand it to you. His heart was big and he generously donated to several charities including the American Diabetes Association and the Roswell Cancer Institute, not only with monetary gifts but also by participating in fundraising events like the Tour de Cure and the Ride for Roswell. Peter made friends everywhere; he touched



many lives in Buffalo and in all his activities, and as a consequence, there are many, many friends who mourn his passing."

Mark Maio, FOPS, had these reminiscences about Peter's entry into the field of Ophthalmic Photography:

"While President of the OPS in 1989, I introduced ophthalmic photography to the Biomedical Photography degree program at Rochester Institute of Technology (RIT). I felt the students needed to know about ophthalmic photography as another option for their careers. It was during the first of these workshops that I met Peter while he was a student. Peter volunteered to help me with not only this program, but also the two OPS mid-year courses I ran in Rochester for the organization as joint ventures with RIT and Kodak.

With Buffalo being only 60 miles away from Rochester, Peter had a business teaching ice skating there a day a week while he was in school. One day he called up and asked if he could stop by and discuss doing an internship with me since he was coming over each week to Buffalo anyway. I agreed and Peter continued this internship arrangement for the next year until a position for an ophthalmic photographer opened up coinciding with Peter's graduation from the Biomed program. The only problem was that the minimum on-the-job experience required for the position was six months more than Peter had, so he volunteered to work full-time for six months without pay

just to get the opportunity to secure the position.

Peter applied the same attention to detail and perfection he learned through skating to ophthalmic photography. He was never satisfied with just being able to do ophthalmic photography; he pushed himself to consistently produce the best images he could. Peter soon became indispensable in the ophthalmic photography department, not only shouldering much of the patient diagnostic imaging but also helping me teach students as I developed the BS science degree program at SUNYAB and as I introduced ophthalmic photography to the regular curriculum at RIT. During this time we not only worked together but also became friends outside of the office, sharing our interest in fine art photography and music.

Toward the end of my final term on the OPS Board of Directors as Past President, Peter expressed an interest in becoming more involved with the OPS and began a number of years of service, both holding office and teaching for the organization. We worked together at SUNYAB through 1996 when I left Buffalo to move back to Atlanta, and Peter took over as Director of Ophthalmic Photography.”

Denice Barsness, CRA, FOPS, ROUB, was OPS President during Peter’s term on the BOD: “What can I say about Peter? I served with him on the BOD during my presidency 1994-1996. He was funny, sweet and dedicated to the OPS. He was so proud to be a member of the OPS and to have been elected to the BOD. He took his duties seriously. My overriding memories of Peter will always be the great big smile on his face and the big hug he always had for me no matter how long it was between visits. It always seemed as if we were just neighbors. We shared a love of biking, hiking and the outdoors. He threatened to teach me to skate if I would teach him how to play racquetball. One of my regrets, among many, is that I never took him up on his invitation to bike through the Colorado Rockies. They don’t come any more genuine than Pe-

The Peter D. Buch Memorial *Cycle for Sight*

to benefit
ROSS EYE INSTITUTE

Sponsored by the Lions Vision Beyond Sight Foundation
Malcolm Francis Family, Steven Metz Family, and the Lancaster and WNY Lions Clubs

A Fun Ride For All 18 And Over!

Children under 18, accompanied by an adult, are welcome and encouraged

Saturday August 7, 2010
Ride Starts at 9:00 am
Lancaster Fireman’s Park
Corner of Aurora & West Pleasant Ave
\$10.00 Registration Fee
10 or 20 mile ride
(or less) cyclist’s choice
Includes food and refreshment
After the ride enjoy The Taste of Lancaster
and 3 on 3 basketball play-offs

If you cannot ride, be a *Sponsor!*

CYCLE SPONSOR
Contribute \$15 and come and cheer!

LION SPONSOR
Contribute \$50 and receive a prestigious VBSF pin

PETER BUCH SPONSOR
Contribute \$100 and be
named in the Cycle for Sight kiosk in
downtown Lancaster

Or donate an amount of your choosing!
EVERY CONTRIBUTION IS HELPFUL!



Registration and Sponsorship Fees are contributions, payable to: VISION BEYOND SIGHT FOUNDATION, the registered tax deductible charity of the Ross Eye Institute
Donations can be made the day of ride or mailed to: Lions VBS Foundation, P.O. Box 524 Lancaster, NY 14086



Peter Buch (second from the left) was OPS BOD Secretary in 1995 at the Atlanta Educational Program

ter. He was good to the core.”

Stuart Weedn worked with Peter in Buffalo: “Peter was honest, fun, and very professional to work with. We all engage in a business but there is no reason to be adversarial, Peter was always diligent but also just plain old nice to work with. We will miss him - we more “nice” in all of our travels.”


Peter Buch left a legacy of kindness, generosity and professionalism. If you wish to make a donation in his name, his family has suggested contacting the Ira Ross Eye Institute; American Diabetes Association or Roswell Cancer Institute. Or, a memorial bicycle race is being held in Peter’s name – check out the flyer in this edition of the OPS newsletter for more information. ■

The Passing of a Giant

Just as in all professions, ophthalmic photography has evolved to its present state from other beginnings. Many of our outstanding imagers started or still participate in the field of medical illustrations: Ogden Frazier, Csaba Martonyi, Chris Barry, and Angela Chappell to name just a few.

It is with sadness that we report the passing of BCA Emeritus Member, Dr. Bill Stenstrom:

WILLIAM JACK STENSTROM passed away on May 24, 2010, while in hospice care in Hickory, North Carolina. Born in Spokane, Washington on March 31, 1926, Bill Stenstrom graduated from Lincoln High School in Seattle, and from the University of Washington, where he received a BS in Zoology. He attended the Mas-



(Curriculum & Instruction) from the University of Georgia (1989). Dr. Stenstrom directed the Medical Illustration Graduate Program, Department of Medical Illustration, at the Medical College of Georgia (MCG) from 1975 until he retired as Professor & Chairman Emeritus in 1991. During this time, he led the faculty in the restructuring of the educational program and development of the only competency-based curriculum in the profession. Prior to his tenure at MCG, Bill was an Assistant Professor of Ophthalmology and Medical Illustration at the University of Texas Southwestern Medical School in Dallas (1968-75), an Ophthalmic Illustrator in Houston, Texas (1967-68), Instructor of Medical Illustration at Massachusetts General Hospital and Medical Illustrator at the Massachusetts Eye and Ear Infirmary, Harvard University, Boston (1954-66), and Chief of the Medical Illustration Laboratory at the Veterans Administration Hospital in Seattle (1952-54).

A true "Renaissance Man", Stenstrom excelled not only in



Retinal Detachment with Retinal tears.

A ten foot diameter painting by Bill Stenstrom done in 1974 on display in the lobby of the old Medical College of Georgia Ophthalmology Clinic.

We have received this notice from the BioCommunications Association of the passing of one of the giants in the field of medical illustrations who also made contributions to ophthalmic imaging.

sachusetts General Hospital School of Medical Illustration, where he received a Certificate in Medical Illustration in 1952. He later received a MEd (Adult & Higher Education) from Georgia Southern University (1980) and an EDD

Positions Available

medical illustration, but in medical photography, ophthalmic cinematography and imaging, and in facial prosthetics (anaplastology). He was continuously busy developing equipment and innovative methods for cinematography of the retina and external eye. Bill presented his techniques at various medical and professional meetings and authored numerous journal articles and books. He received awards and recognition for his professional presentations, as well as for his photographs and artwork.

Bill Stenstrom was an active participant and a leader in his professional organizations. He served on the Board of Governors of both the Association of Medical Illustrators and the BioCommunications Association (formerly the Biological Photographic Association). He was President of the AMI from 1974-75, and is a Fellow of both the AMI and the BPA. In 1994, Bill was the recipient of the AMI's Lifetime Achievement Award and in 2007 received the Broedel Award of Excellence in Education. He also received the Bio-Communication Association's highest honor, the Louis Schmidt Award. These are but a few of the highlights of an active and distinguished career. Bill was not only a leader in our profession, but a magnificent and innovative teacher, mentor, artist, and photographer. He will be greatly missed.■

Ophthalmic Photographer

The Rhode Island Eye Institute is seeking an experienced angiographer, certified preferred 3-5 years of related experience and training. Injection experience preferred. Duties will include digital fluorescein angiography, OCT and fundus photography. Excellent benefits and salary.

The Rhode Island Eye Institute is one of the largest providers of comprehensive, state-of-the-art eye care in New England. Our practice consists of 11 ophthalmologists, three optometrists and a support staff of 65 people.

Our ophthalmologists specialize in all aspects of eye care to diagnose and treat cataracts, glaucoma, retinal and vitreous diseases, diabetic retinopathy, corneal disease, corneal transplants, refractive procedures such as LASIK, pediatric ophthalmology and cosmetic and reconstructive surgery of the eyes and face.

Our contemporary 24,000 square-foot facility in Providence, Rhode Island and our satellite office in Fall River, Massachusetts, are fully outfitted with the latest, state-of-the art ophthalmic equipment.

Please email resume to Human Resources at:
cclark3@lifespan.org

By mail to: Christine Clark,
Human Resources Manager
150 East Manning Street
Providence, RI 02906

By fax to 401-272-0174

Ophthalmic Imager

UC Davis Eye Center 027101

Full time position performs a variety of imaging duties including fundus photography, fluorescein and ICG angiography. Candidates must have experience with pediatric patients. Experience performing fluorescein angiography, fundus photography, OCT and RetCam imaging. Certified Retinal Angiographer (CRA) preferred.

To apply please visit our website at
http://www.ucdmc.ucdavis.edu/hr/jobs/jobs_online.html
UC Davis Medical Center is an EEO employer.

Johnny Justice, Jr., CRA, FOPS review of the Denver Mid-Year Program

Earlier in the year, Peter B. Hay, CRA, FOPS emailed me in an effort to get the "old man" of the OPS to recertify one more time. Shortly thereafter Denice Barness posted on the FOPS chat room that speakers were needed to fill out the Mid-Year Program in Denver, CO. So on to Denver in June to participate in the program and to earn fifteen continuing education credits. This would take me to 75 years of age and I wondered out loud that this probably would be my last re-certification rodeo.

After suffering in muggy and hot Memphis, TN the sky was beautifully clear and the humidity very comfortable when I arrived in Denver. That night I enjoyed a cold one at the hotel bar with friends, Ditte Hess, CRA, FOPS, Nicole Choromokos Conley, CRA and Sandra Anderson, CRA, FOPS. So the trip was already off to a great start.


During the next two days Mark Maio, FOPS, Michael Bono, CRA, COT, Ditte Hess CRA, FOPS, Timothy Bennett, CRA, OCT-C, FOPS, our current OPS President, Paula Morris, CRA, FOPS, Ethan Priel, FOPS, Kirsten Locke, CRA, RN, Denice Barness, CRA, COMT, ROUB, FOPS were terrific in delivering their presentations. As the final speaker on Saturday it was difficult to follow this lineup of OPS stars but I managed to get through My Early Days presentation fairly well.

I was particularly impressed with Ditte's show on Pediatric Cases from the Bascom Palmer RetCam Collection, Kirsten's presentation on the Bionic Eye and Denice's in-depth optic nerve anatomy presentation, The Nerve of It All.

Tim Bennett's Ophthalmic Jeopardy program was really entertaining and very educational. The five women that agreed to participate, Rachel Serrano, Charlotte Rodman, Lela Johnstone, Angela Gonzalez and Kim English were "quick on the draw" and right on with their answers. Charlotte was the eventual winner.

I enjoyed the excellence of their presentations and thanks the physicians, Naresh Mandava, M.D., Malik Kahook, M.D. and Jeff Olson, M.D., Kenneth Hovland, M.D. and Peter Hovland, M.D., PhD of the University of Colorado, Eugene De Juan, M.D. of the University of California, Hugo Quiroz-Mercado, M.D. of the Denver Health Center and Brian Joondeph, M.D. and Alan Kimura, M.D. of the Colorado Retina Associates for taking time away from their families and practices to participate in the program.

Hoang Nguyen, CRA, OCT-C, Debra Brown, COT, CRA and Denice Barness had put together a very interesting program and it was, in my view and that of others, a huge suc-



cess. The interaction between the faculty and attendees was unusually good and the talks were for the most part on-time. Don Wong and the other founders would be very proud of the current state of the educational programs of the Ophthalmic Photographers' Society which are clearly working.

I also had the opportunity to enjoy a nice dinner with Denice Barness, Ditte Hess and Paula Morris. Who knows this may not be my "last rodeo" after all. ■

Respectfully submitted by
Johnny Justice, Jr., CRA,
FOPS

THE OPS CONFERENCE 6/18-19/2010

I just attended my first OPS Conference and wanted to say how much I enjoyed it. The OPS is an amazing group of people doing an amazing job! What an awesome organization!

The conference itself was well-organized; seemed to go off without a hitch. The scheduling, along with the fact that every speaker was well-prepared, kept things moving at an efficient pace. The audio-visual equipment was well-placed and functioned perfectly. It was also great to have the opportunity to demo different equipment.

The topics were interesting, too. It's awesome to be in the company of such knowledgeable, experienced colleagues, and to have the opportunity to benefit from having them share that knowledge and experience. And to meet pioneers like Johnny Justice, to see video of Novotny and Alvis, to listen *in person* to a doctor who has changed the life of a child by giving Avastin to treat ROP with such favorable results, to learn from Dr. Hovland about tumors, to see how much information can be gathered with our combination of diagnostics such as FAF, ICG, FA, and OCT – it's all so amazing!

It's truly inspiring to see how expansive our field is and how much there is to learn. And so much to look forward to in the future! It's wonderful as well

as humbling to be a small part of a large team of professionals who can make such an impact on the vision, thus the very lives, of others. Many thanks to all the selfless, dedicated people of OPS who worked to put this conference together, and who are so willing to share their so very valuable expertise. Now that's passion! GO TEAM!

Thanks so much!■

Martha Schlimgen



General Chair Hoang Nguyen and Denice Barsness, CRA, COMT, ROUB, FOPS

Ophthalmic Photographers' Society Mid-Year Meeting Denver, Colorado

This was my first time attending the OPS meeting, and I have to say it was fantastic! There were so many great speakers. I really enjoyed the Jeopardy game that we played the first night! I thought it was a great way to get all of the attendees involved in what we were there learning that weekend. Mr. Ethan Priel's lecture about stereo photography was

great, and the pictures were amazing to look at with the 3D glasses! Dr. Kimura's lecture taught us to take another look at the changes that are coming to our field and embrace them. And the opportunity to shake hands with the "god father" of ophthalmic photography, Johnny Justice, and to hear him speak, was for me too good for words!

In short, going to the OPS meeting taught me a lot. It showed me that ophthalmic photography is a lot more than just "snapping pictures". It is about really seeing and looking at what your physicians are asking you to capture on film. It is about taking another look around because what you capture could make all the difference in a diagnosis!

The meeting also gave me something to work towards! I learned that you must never stop asking questions and always be striving to do your best no matter what the conditions! I have a lot to learn and the OPS meeting opened my eyes to the opportunities of the future!

I want to give a special thanks to Hoang Nguyen, CRA, for not only putting this year's meeting together, but for encouraging me to keep working at my photography, not just giving me the answers and not letting me give up!

Thank you to everyone who worked so hard in putting this meeting together! It was fun, educational and inspiring!■

Shane Mowry, COA, OSA
Denver, CO