

OPSnews



Vol. 40 No. 1 First Quarter 2010

A Pot of Knowledge awaits you at the OPS Rocky Mountain Mid Year Program



*June 18-19, 2010
Denver, Colorado*

Inside this issue:

Editor's Thoughts	2
President's Niche	3
Mid Year—Denver Vacation	4
Ultrasound B-scan Imaging	6
Annual Program Speakers needed	7
Salary Survey	7
Run for a Board Post	7
Members in the News	7
New Members—2009	8
Mid-Year Speakers	10
BOC Elections	11
2010 Recertification News	11
Spotlight on a Member	12
OPS New Fellows for 2009	13



OPHTHALMIC
PHOTOGRAPHERS'
SOCIETY
EYE IMAGING EXPERTS

1887 West Ranch Road
Nixa, MO 65714-8262
USA Tel: 800-403-1677
International Tel: 01-417-725-0181
Email: ops@opsweb.org

Executive Director
Barbara McCalley

Newsletter Editor
William Anderson, CRA, FOPS
william.anderson@utsouthwestern.edu

Advertising Editor
Barbara McCalley

President: OPS
Paula Morris, CRA, FOPS
paula.morris@hsc.utah.edu

Chair: Board of Certification
Beth Ann Benetz, CRA, FOPS
boc@opsweb.org

Chair: Board of Education
Kirsten G. Locke, CRA
boe@opsweb.org

Advertising Rates
Job Opportunity Text Only \$75
Commercial Ads \$100

2010 Newsletter Deadlines

First Quarter 2010	Jan 15, 2010
Second Quarter 2010	Apr 2, 2010
Third Quarter 2010	Jul 2, 2010
Fourth Quarter 2010	Sep 10, 2010
Post Annual Program	Nov 5, 2010

OPS Website
www.opsweb.org

Editor's Thoughts



WOW, where did the last decade go. Can you believe it is already 2010!! In the December 7th *Time* magazine there is an article titled "The Decade From Hell" and goes on to speak about all the bad things that happened in the 2000's from the Wall Street meltdown to natural disasters to war to gas prices and yet I look around my patient imaging room and I think most of the imaging devices I use today were not around in 2000. Ok we did have FILM based Fundus and Slit Lamp cameras and we still have the

fundus and slit lamp cameras but they are now digital. OCT was just starting to make headways into the camera room in 2000 but really took off mid decade, we now have corneal topography and tomography along with new ways to use the ever disliked puff of air for measuring corneal elasticity instead of measuring IOP. And let's not forget all of the newest ways to image the retina; we now see the retina in cross section instead of just from a birds eye view. **WOW** what a decade for ophthalmic imaging.

In this issue of the OPS newsletter we feature our Mid-Year Educational Program in Denver. The BOE is putting together a fantastic program with lots of educational lectures. I hope you are planning on attending this jam packed educational program. Also plan on staying a few extra days before or after the meeting and see beautiful Colorado. Colorado makes a wonderful vacation state.

A good friend of the OPS, Dr. Yale Fisher has a new imaging technique and related webpage for performing B-Scans for ophthalmic imagers. I hope you enjoy reading about his new webpage and learning a new imaging technique.

We also have all the new members who joined OPS in 2009: we number over 1000 members now! If you see one of our new members, wish them a warm welcome into the Society and encourage them to get involved in the OPS.

And take a look at what one ophthalmic imager does in his spare time. Mike Stanley, from the Medical College of Georgia, travels to South Africa and photographs the wild animals of the Kruger National Park.

There is lots of information in store for you with this issue of the electronic OPS newsletter and we hope you enjoy it. If you would like to see other items listed or other types of articles, drop me an email. ■

Until next time
Bill

The President's Niche

Dear OPS Membership,

In the upper latitudes, the early months of the new year are often thought of as calm and slow moving as people recover from the multiple activities of the end of year holiday season, and dig in to stay warm and dry. But the first quarter of the year finds OPS Boards in whirlwinds of business as they perform their various OPS tasks. January to March is the time when the Boards hold their annual meetings, and this year's meetings promise to be even more packed with work as Board meetings were not held at the OPS Annual Educational Program.

In January, the Finance committee met to review budget requests, and the BOD met the first weekend in February to hold its annual budget and business meeting. The BOE will meet in February as well to continue its organization and production of upcoming educational programs, and the BOC will meet in March to administer the certification programs and address related issues that may have come up in 2009. It's a busy time and I'm thankful we have such dedicated, committed volunteers who work so hard to keep our Society at the fore-

front of our profession.

Instead of the usual individual Board meetings at the Annual Program in San Francisco last October, an ALL Boards meeting was held on the Sunday night of the meeting. It was a wonderful opportunity for everyone to meet together, to become better acquainted with the organization and efforts of each Board, and to learn from our talented Chair of the BOC, Beth Ann Benetz, about various programs available to conduct OPS business via the

I am thankful we have such dedicated, committed volunteers who work so hard to keep our Society at the forefront of our profession.

Internet. Her knowledge and usage of the internet is impressive, and Beth Ann did a wonderful job of reviewing for some, and enlightening others, about new electronic tools to help us perform OPS tasks. It was a night of learning and laughter, and TRULY showed remarkable commitment on the part of all the Board members who gave up an evening in wonderful San Francisco to participate in this unique experience. I give my personal thanks to every Board member who attended the All Boards meeting and engaged in honing their skills in behalf of the Society.

The fiscal responsibility needed and exerted by the BOD at their 2009 meeting will be exerted this year as well as



we navigate these uncertain economic times. One action taken last year was to transition our newsletter from a printed version to an electronic version. Bill Anderson stepped up to take on that challenge, and he has done an admirable job. Thanks, Bill, for your vision and all your hard work!

As these meetings take place in the next few months, I hope you will not hesitate to contact our various Boards with your ideas and your concerns. And if members of our Nominating committee should contact you about service to the Society, I hope you will jump on the opportunity to step up, get involved, and embrace the opportunity to serve and grow. The best way to insure that this opportunity presents itself, of course, is to let us know you are interested! OPS officers and our excellent Executive Director Barb are only an email or phone call away.■

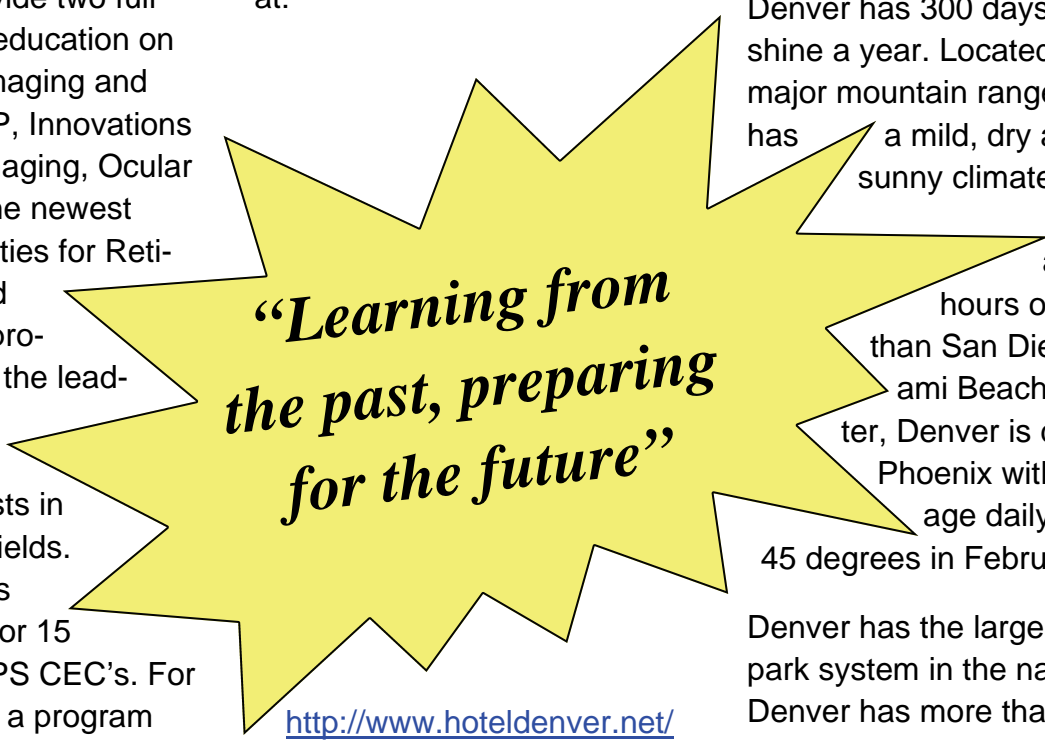
All the Best,
Paula

OPS Mid Year at a Mile High

Mark your calendars for the OPS Mid Year Meeting. The OPS Mid-Year Educational Program is scheduled for June 18-19, 2010 at the Crowne Plaza Denver in spectacular Denver Colorado. This year's program will provide two full days of exciting education on topics such as imaging and treatment of ROP, Innovations in Ophthalmic Imaging, Ocular Oncology, and the newest treatment modalities for Retinal Diseases and Disorders. Our program consists of the leading physician experts and eye imaging specialists in their respective fields. This program has been submitted for 15 JCAHPO and OPS CEC's. For more details and a program brochure contact the OPS Central Office.

Make your reservations at the Crowne Plaza Denver located in downtown Denver on the 16th Street Mall at 1450 Glenarm Place in Denver Colorado. The hotel is within walking distance of many of Denver's hottest attractions, shopping, and businesses as well as Denver's local transportation bus and rail stations. A group rate of \$159.00 (single occupancy) and \$169.00 (double occupancy) will be

available for meeting attendees. Reservations must be made by 05/26/2010 to guarantee the group rate. For reservations call (877) 2-CROWNE. (877-227-6963). Hotel information can be found at:



“Learning from the past, preparing for the future”

<http://www.hoteldenver.net/>

Fast Facts

Denver really is one mile high. There is a step on the State Capitol Building that is exactly 5,280 feet above sea level. In Denver's rarified air, golf balls go ten percent farther. So do cocktails. Alcoholic drinks pack more of a wallop than at sea level. The sun feels warmer, because you're closer to it, but your coffee is cooler, because water boils at 202 degrees.

Denver has an exciting and walkable downtown – the 10th largest in the nation.

There are 200 named peaks visible from Denver, including 32 that soar to 13,000 feet and above. The mountain panorama visible from Denver is 140 miles long.

Denver has 300 days of sunshine a year. Located east of a major mountain range, Denver has a mild, dry and sunny climate with more annual hours of sun than San Diego or Miami Beach. In winter, Denver is dryer than Phoenix with an average daily high of 45 degrees in February.

Denver has the largest city park system in the nation. Denver has more than 200 parks within the city and 20,000 acres of parks in the nearby mountains, including spectacular Red Rocks Amphitheatre. The city has its own buffalo herd and every year plants more than 200,000 flowers in 26 formal flower gardens.

Denver brews more beer than any other city. Coors Brewery is the world's largest. Denver's Great American Beer Festival is the largest in the nation with 1,700 different beers. The Wynkoop Brewing Company is

the largest brewpub in America. On an average day, Denver brews more than 80 different beers.

Things to do in and around Denver

Visit [Denver Pavilions and the 16th Street Mall Shopping District](#) just across the street from the hotel. The 16th Street Mall is a pedestrian promenade lined with 50,000 flowers that runs for more than a mile through the heart of downtown Denver. Shopping, dining and entertainment can be found everywhere you turn.

Stop in at one of the city's conveniently located [Visitor Information Centers](#) for info on outdoor recreation, sports and everything else you need to know about Denver. If you're planning outdoor adventures, you'll find a vast array of sporting goods stores here, including an REI Flagship Store complete with its own river running chute to test drive a kayak.

Catch a baseball game. The [Colorado Rockies](#) will be playing at Coors Field June 18th, 19th, 20th against the Milwaukee Brewers.

Take in a show at the Denver Center for the Performing Arts. Performances of the Mel Brooks Musical, [Young Frankenstein](#) will be held June 15-27, 2010 at the Buell Theatre

Denver has 2,000 restaurants (300 downtown within walking distance of the Colorado Convention Center) serving all varieties of cuisine. Area specialties include Southwestern dishes, buffalo, Rocky Mountain trout and Colorado beef. Or you could try some famous Rocky Mountain Oysters...

Experience the beauty of a collection of live butterflies that originated from places around the world at the Butterfly Pavilion, the majesty of a herd of buffalo in their natural habitat at the Bison and Elk Herds, or take a prehistoric journey at Dinosaur Ridge. For plant lovers, the Denver Botanic Gar-



Photography by Tom Link

dens and The Hudson Gardens and Event Center offer serene gardens and plants from around the world.

Visit LoDo. [LoDo](#) is the affectionate name that Denverites call the Lower Downtown Historic District and mixed-use neighborhood. LoDo, the city's birthplace, is the most exciting, fun, and hip part of the city of Denver!

Take a Hike! With the [nation's largest city park system](#) and [850 miles of](#)

Continue on page 9



Ophthalmic Photographers' Society

Rocky Mountain Mid-Year Educational Program
Denver, Colorado • June 18-19, 2010

A New Teaching Tool for Ultrasound B-scan Imaging

Dr. Yale Fisher has been a friend to the Ophthalmic Photographers' Society and a great supporter of our educational programs for several years. In addition to his



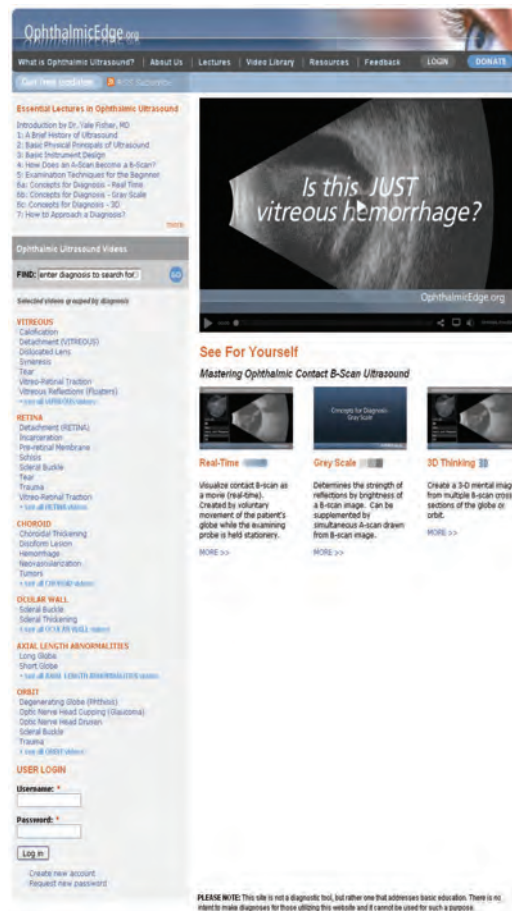
for b-scans. This website, www.opthalmicedge.org is his own brain-child and a collaboration of many skilled individuals and intended as a teaching tool for basic B-scan skills. To quote Dr. Fisher: "This is my gift back to ophthalmic photographers and technicians, who's work and skills I have benefited from for many years." The online modules consist of an introduction to B-scan with tips of probe orientation shown both with audio, video and high quality graphic drawings (Fig 1). Each drawing is linked to an actual B-scan in real time showing when the probe moves, the B-scan changes accordingly (Fig 2).

knowledge on *Techniques for Maximizing OCT Scanning*, a lecture Dr. Fisher has given repeatedly at our annual program, he also has a wealth of knowledge in ultrasound B-scan techniques and interpretation.

At this year's annual program, Dr. Fisher proudly announced free access to his new website

Included is also a growing library of disease examples. Since this is a work in progress, Dr. Fisher welcomes anyone with a sample B-scan to submit to the website. If your scan is used, your name will be added to the list of collaborators.

Eventually, Dr. Yale Fisher hopes to develop a similar website for Optical Coherence



Tomography (OCT), so stay tuned to this site.■

Kirsten Locke, RN, CRA

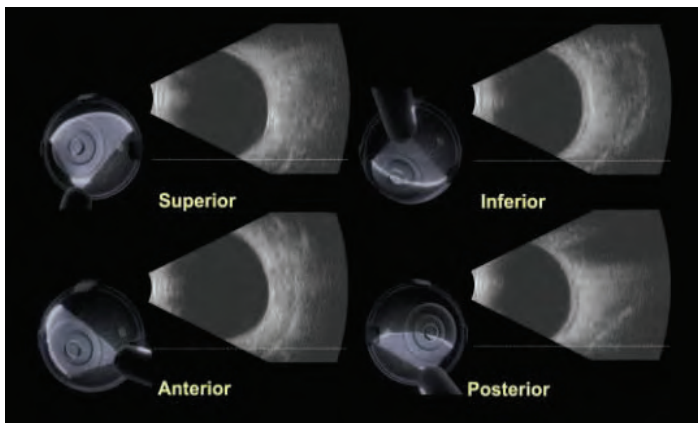


Fig. 1

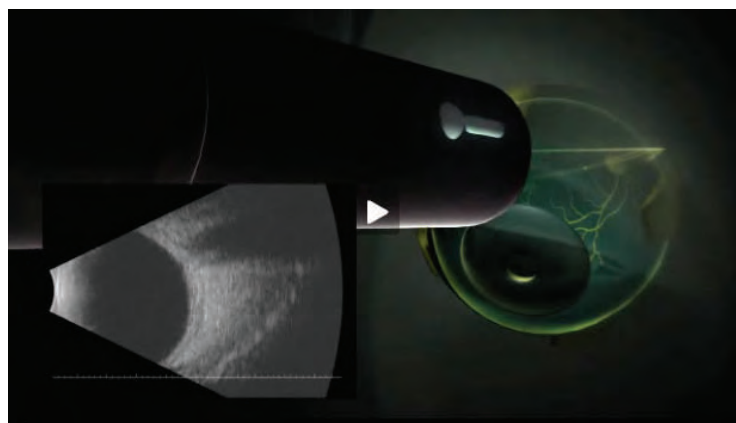


Fig. 2

***Tell the OPS What
You Know !!
Sign Up to give a
Lecture at the 2010
Annual Program***

The thought of presenting a lecture at an annual meeting can be both exciting and daunting. However, the best antidote is preparedness. Now is the time to start preparing for the Chicago Annual Program! We would like to have a great selection of courses with fresh ideas and talent! Please think about if you have a skill or knowledge you may want to share.... and if so, contact lydiadimmer@gmail.com ■

Lydia Dimmer, COT, CRA,
OCT-C

***Salary Survey
Coming Out Soon***

Beat those winter blahs by completing the soon to be released salary survey that will be conducted by the Ophthalmic Photographers' Society. Due to the requests of many members, and other interested individuals, it was approved by the Board of Directors to conduct the survey. Topics like benefits, specific job duties and supervisory responsibilities will be asked. Please respond to the survey and help us learn more about our profession. Look for it soon in your email! ■

Debby Brown, COT, CRA

***WANTED!
A FEW GOOD MEN AND WOMEN***

2010 is an election year for the Board of Directors and the Board of Education. Now is an excellent time to put your talents to good use and join one of the Boards that makes this Society what it is today.

No experience is necessary, just the ability to attend an annual board meeting and the willingness to share thoughts, ideas and *opinions*.

The Nominating Committee has presented its recommendation to the BOD for 2010 elections but if you would like to run for the BOD or BOE, the Nominating Committee shall accept additional nominations of qualified candidates from active members by appropriate petition to the Secretary, petitions shall be signed by ten (10) active members

If you would like more information or are interested in becoming part of this team, please contact Cindy Montague @ 319-356-0392, or email cynthia-montague@uiowa.edu ■

Cindy Montague

***Kudos to OPS
Members in the News***

Anton Drew of the Queen Elizabeth Hospital has been awarded a 2009 Allan Kerr Grant Award from the Royal Australasian College of Physicians for his "Outstanding Clinical Teaching".

Bill Nyberg of the Scheie Eye Institute in Philadelphia, PA has written an excellent article for the 2010 February *Fine Woodworking* Magazine on how to build the perfect box. Bill shows two different ways on how to build small jewelry boxes. ■

New Members From page 8

Deborah J. Nobler, COMT – Honolulu, HI
Jill C. Nuss, CRA – Glen Arm, MD
Frank P. Pari, COA – Lancaster, NY
Lawrence S. Peraza, CRA – Honolulu, HI
Elizabeth Pranter – Malmo, Sweden
Nicole T. Ronald, COT – London, ON, Canada
Dawn M. Ryan – Chicago, IL
Linda Z. Sayner, CRA – San Diego, CA
Patty Schales, COT – Maumelle, AR
Simran Somal – Medford, MA
Brian D. Steinmann – Allentown, PA
Muneko Tanabe – Nagoya, Japan
Dawnise M. Thilmony, COA – Cooksville, IL
Tracy Utley, CRA, COT, ABO – Cary, NC
David C. Vaughan – Phoenix, MD
Pamela J. Vargo, CRA – Madison, WI
Mac Walker – Winston-Salem, NC
Joseph W. Warnicki, FOPS – Pittsburgh, PA
Jonathan M. Wilder – Coram, NY ■

NEW MEMBERS

(January - December,
2009)

Sustaining Member

Haag-Streit USA, Inc.

Active Members

Saleh A. Al-Dhafiri, COP – Riyadh, Saudi Arabia
Sami M. Al Ghamdi, COA – Riyadh, Saudi Arabia
Mizher S. Al-Ghamdi, COA – Riyadh, Saudi Arabia
A. Rahman M. Al-Oraini – Riyadh, Saudi Arabia
Mike Arango – West Palm Beach, FL
Mary A. Baes – Castro Valley, CA
Brannon Balsley – Raleigh, NC
Mandy J. Barge, COA – Weaverville, NC
William R. Bonk, COT – Oak Lawn, IL
Patrick H. Bradbury – Northridge, CA
Sarah Brett – Boston, MA
Douglas Canfield – Fairfield, NJ
Dwight R. Cendrowski – Ann Arbor, MI
William W. Chua – Singapore
Carol L. Combs – Odessa, TX
Gonzalo Cruzat – Concepcion, Chile
Dana B. Davelka, COT – Harrisburg, NC
Stefanie R. DeSantis – Scottsville, NY
Jancina Dyer, COT – Colorado Springs, CO
Brad R. Eastburn – Ashland, OR
Kym Flintall – Bronx, NY
David A. Foley – Goodview, VA
Pascal O. Gartmann – Mason, OH
Jody G. Garver – Dallas, TX
Martina Gröblacher – Miami, FL
Grace Guerrero – Beaumont, CA
Brandi N. Hardy – Boiling Springs, PA
Stephanie J. Hatch – New Hudson, MI
LuAn Holdridge – Odessa, TX
Chris S. Howell, BA – Portland, OR
Wei-Cheng Huang – Taichung City, Taiwan
Jeffrey A. Jamison, PhD – Mattawan - MI
Dominique J. Jampol, BA – Flan-
ders, NJ

Ramon Jarquin – Bethesda, MD
Lisa W. Jimenez, COA – San Antonio, TX
Janet Kelly, COA – Ludington, MI
Nate L. Klingensmith – Mason, OH
Eduardo M. Ku, MD – Piura, Peru
Patrick A. Lamy – Ottawa, ON, Canada
Maria K. Lévasseur, COA – Amherst, ME
Mechelle LaVelle – Philadelphia, PA
Donovan I. Lopez, COA – Honolulu, HI
Judith L. Lucchesi, CST, COA – Rancho Cucamonga, CA
Michael D. Lyons, COA – Boerne, TX
Antonio D. Marshall – Birmingham, AL
Esther N. Matoba, OD – Lakewood, CO
Jeffery R. Medlin – Statesville, NC
Gerardine I. Melendez – Dorado, PR
Kerry-John Miller – Norristown, PA
Danna L. Mireles – San Antonio, TX
Ruben A. Moreno, COA – San Antonio, TX
Kelly A. Neff, BS – Phoenixville, PA
Heidi K. Nelson – Derry, NH
Arezoo Niknafs – St. Helens, Merseyside, UK
Renato G. Obispo, MD, BS – Loma Linda, CA
Greg Payne – Los Gatos, CA
Katherine M. Pippin – Smithville, MO
Jaclyn Pisano – Honolulu, HI
Kayla M. Quillin, COA – Oklahoma City, OK
Ellen Redenbo – Auburn, CA
Matt Poe – Rogers, AR
Belinda Rodriguez – Deltona, FL
Joseph C. Rossi, BS – Portland, OR
Susanne Rosman – Eslov, Sweden
Rebekah Russell, COT, CST – Livonia, MI
Jorge A. Salazar, MD – El Paso, TX
Jennifer S. Santi, BFA – Roswell, GA
Barry E. Schafer – El Dorado Hills, CA
Laura E. Seeger – Fairbanks, AK
Alan J. Sewell – Youngstown, OH
Niraj Shah – Sugar Land, TX
Daniel A. Steinnerd, COA – San Angelo, TX
Nathan Sudtelgte – Ft. Worth, TX
Kathryn Toyama, BFA – Los Angeles, CA
Alecia B. Travis – Mount Juliet, TN
Matthew Trese, BA – Bloomfield Hills, MI
David J. Valentine – Glendale, CA
Mariana R. Vargas – Lima, Peru

Alejandro Villalobos – Lima, Peru
Jodi Walker – Kernersville, NC
Shawn R. Weaver, COA – Saginaw, MI
Scott Weikel, COA – Paxinos, PA
Robert M. Welch, RN – Reno, NV
Kelly L. West – Portland, OR
Paul M. Whitten, BS – Great Neck, NY
Julie A. Wilson – Worcester, MA
Tina Wiskirchen – La Quinta, CA
Julia A. Wray, COA – Hendersonville, TN
Ray Wright – Loudon, TN
Nancy L. Zender, COT – Murfreesboro, TN
Nicole M. Zimmer – Long Beach, CA

REINSTATED

Gregory K. Boatright, CRA – Valdosta, GA
Lisa M. Breayley – Highett, Australia
Robert Butler, CRA – Valencia, CA
Chi Yuen Chiang – Homantin, Hong Kong
Paul K.Y. Chua – Singapore
David N. Clay – Pacifica, CA
Coy O. Cobb, COT, CRA – Harrisburg, MO
Carl Edouard Denis, CRA – Miami, FL
Deborah H. Diggins, COMT, CRA – N Tonawanda, NY
Dennis C. Donovan, COA – Boston, MA
Ron E. Ford, CRA – Hot Springs, AR
Margaret Graham – Billerica, MA
Alexander Habib – Forest Park, IL
Lindsay Hampton – Toronto, ON, Canada
Grace M. Hanrahan, COA – Gloucester, MA
Sarah M. Huggans, OCT-C – Bridgeport, CA
Brittany A. Jackson – Fort Worth, TX
Angi M. James, COT – Hampstead, NC
Cullen M. Jones – Boston, MA
Christine Kiernan, CRA – Boston, MA
Walter A. Kohn, CRA, COT, ROUB – Austin, TX
Marc Lasnier – Creteil, France
Bert P. Miskell, BS – Arlington, VA
Ann Murphy – Havertown, PA
Andrea M. Neyses, COA – Highland, CA
Jean A. Noah – Traverse City, MI

Continue on page 7

Continued from page 5

[urban trails](#), Denver is perfect for exploring on two feet or two wheels. There are dude ranches and fly-fishing for outdoor enthusiasts and whitewater kayaking or rafting to whet the appetites of adventure seekers. Take in the sights from above on a balloon or helicopter tour, or on the ground with horseback riding or an off-road adventure.



Photo by Tom Link

Enjoy world-class barbecue, pig races and entertainment on Main Street Frisco at the 17th Annual Colorado BBQ Challenge June 17-19, 2010 in Frisco Colorado. <http://www.townoffrisco.com/events/bbq-challenge/>

The best of the Rockies can be found in [Rocky Mountain National Park](#), with 412 square miles of waterfalls, lakes and high mountain valleys just 70 miles from Denver.

Visit nearby natural and man-

made wonders. Garden of the Gods is an unusual geologic formation of brilliant red rocks, located at the base of Pikes Peak an hour from Denver. Royal Gorge, the world's highest suspension bridge, is two hours from the city. You can walk or drive across the



Photo by Tim Bennett

Plan a Wonderful Vacation in beautiful Colorado before or after the OPS Mid Year Educational Program.

bridge, descend to the bottom of the canyon on the world's steepest incline railroad, take a train through the canyon, or ride down the rapids in a rubber raft.

Take a road trip through the clouds. Mountain goats are a common sight on the [Mount Evans Highway](#), which climbs to 14,260 feet above sea level, making it the highest paved road in North America.

For a list of local attractions and suggested tour itin-

eraries visit:

<http://www.denver.org/>

Planning your Colorado vacation is even easier with a [Free Official State Vacation Guide](#), Official State Map, Virtual Byway Guide and Colorado eNewsletter. Filled with insider information, fast facts and stunning photos, each free piece is a must-have for both first-time visitors and seasoned travelers.■

Photo by Tim Bennett



BOE News

Learning from the Past, Preparing for the Future Course Outline

OPS Rocky Mountain Mid Year Educational Program Meeting

Come to beautiful Colorado and join us for a fascinating and informative time learning from some of Colorado's top physicians and specialists as well as premier eye imaging experts in the field of ophthalmology.

Advances and new techniques will be highlights of the two day event as well as the historical perspective of retina management and imaging. The 50th anniversary of the first Fluorescein Angiogram will continue to be observed as well as the art and science of retinal photography and imaging.

Please check the program brochure online to discover what fascinating and informative speakers will be presenting. Come join us for a wonderful time in Colorado for education, fun and exploring the beautiful city and state which we have chosen for this years meeting.

We hope to see everyone there for this very informative program

Debby Brown, COA, CRA

Friday, June 18

Mark Maio, FOPS, "Sliding Doors" a personal history
Atlanta, GA

Malik Kahook, M.D. "Imaging in Glaucoma"
Assistant Professor University of Colorado

Mike Bono, CRA "Imaging Protocols"
National Eye Institute

Naresh Mandava, M.D. Topic: TBD
Professor University of Colorado

Jeff Olson, M.D. "Surgical Techniques in Retina Surgery"
Assistant Professor University of Colorado

Hugo Quiroz-Mercado, M.D. "Avastin in ROP"
Associate Professor University of Colorado

Ken Hovland M.D. "Ocular Oncology"
Associate Professor University of Colorado

Peter Hovland M.D.,PhD "Ocular Oncology"
The Retinal Alliance

Tim Bennett, CRA, OCT-C, FOPS "Ophthalmic Jeopardy"
Penn State Milton S. Hershey Medical Center

Saturday, June 19

Paula Morris, CRA, FOPS "History of Angiography"
University of Utah John Moran Eye Center

Eugene DeJuan, M.D. "New Technologies"
Professor University of California San Francisco

Allan Kimura, M.D. "AMD"
The Retinal Alliance

Brian Joondep, M.D. "New Advances in Treatments"
The Retinal Alliance

Ethan Priel, FOPS "OCT and Autofluorescence"
Mor Medical Center, Bnei-Brak Israel

Kirsten Locke, RN, CRA "The Bionic Eye"
Retinal Foundation of the Southwest, Dallas, TX

Ditte Hess, CRA, FOPS "Pediatric Imaging"
University of Miami, Bascom Palmer Eye Institute

Denise Barsness, CRA, FOPS "Hitting the Nail on the head: Glaucoma Imaging"
California Pacific Medical Center, San Francisco

BOC News

2010 Elections

While enjoying these quiet days of winter, please take a moment to consider participating in your professional society by running for the Board of Certification in 2010. The Board of Certification needs your assistance and expertise to move us forward into the exciting digital frontier. The CRA program is now offered in digital submission format. The BOC has launched the OCT certificate program and requires expertise as the field evolves. Photography and OCT certification can provide challenging opportunities to CRAs and OCT-C individuals wishing to serve on the BOC.

Four seats are available for election each year. Qualified candidates are very much needed. When you receive the 2010 announcement, please seriously consider running for a position on the board.

Mandatory qualifications are:

1. Certified Retinal Angiographer and / or Optical Coherence Tomographer-Certified
2. The ability to attend scheduled BOC meetings and fulfillment of committee assignments.
3. You may not be a voting member of another OPS Board.
4. The ability to serve in accordance with the ethical standards set forth in Article IX of the Standing Rules of the Board of Certification.

Desirable qualifications:

1. Previous participation on Boards, committees, subcommittees and/or task forces.
2. Experience participating in education and development resources on behalf of an organization.
3. Good organizational and communication skills.
4. OPS membership, though not required.
5. Working knowledge of current trends and changes in the Ophthalmology.

I hope to hear from you soon. Please contact me and I can send you an electronic application to make your contribution even easier. ■

Thank you

Mark Croswell, CRA, COA
croswell1@gmail.com

*Check the OPS
web site for
CRA and OCT
test dates and
testing centers*

2010 RECERTIFICATION REMINDER

Certified Retinal Angiographers who were certified or recertified in 2007, this is the third (2008-2010) and final year that your certification remains valid. Recertification postcards outlining the 2010 recertification requirements will be mailed in February of 2010. The BOC certification website includes detailed instructions concerning the Continuing Education Credits, current CPR requirements, and current Recertification fees.

You must visit the Recertification Page on the OPS Website: <http://www.opsweb.org/Certif/Recert.html> and PRINT your Application and Instructions. No application will be mailed.

Please review your membership status (dues payment) with the membership office prior to mailing in your completed application. The OPS membership office may be reached at 1-800-403-1677.

Please check that your OPS mailing address is correct. The BOC sends mail to the home address. If you do not receive a 2010 recertification postcard and your certification is to expire, please contact me. If I may be of any assistance, please call, write, fax or email me: ■

Peter Hay, CRA, FOPS
Chairman, Recertification

“One of the Best Photographers no one has ever heard about”

That is the way one of the doctors described Mike Stanley, Chief Ophthalmic Photographer at Medical College of Georgia, when asked about Mike. He has been in ophthalmic photography for over 24 years and been photographing for over 30 years. Before he became an



Kruger National Park, South Africa

Mike’s love of photography has carried him from the backroads of Georgia to the Kruger National Park in South Africa and many places in between. Mike has won numerous ophthalmic OPS photography awards for slit lamp photography and several awards for his nature photography in local and national photography competitions.



Mike Stanley, MCG Chief Photographer

year. A new exhibit of his “Roadside Images” is scheduled for June in conjunction with the 2010 Augusta, GA Photography Festival.



ophthalmic photographer he was a teacher and tennis coach for three years at his former high school .



Mike currently has some of his landscape images on display in an exhibit for the MCG Healing Arts program during the month of February. The wildlife photos shown are part of his exhibit titled “Images of South Africa” at the University of South Carolina’s Etheredge Center Gallery last

Additional images of Mike’s work can be viewed on his website at: michaelstanleyphotography.com



Image from the Roadside Collection



Welcome new Fellows of the Ophthalmic Photographers' Society

Fellows (FOPS) are chosen by the Fellowship Committee for their dedication and service to the Society, and for their contributions to the field of ophthalmic photography. The Committee is comprised of all current fellows and all past-presidents of the OPS. Election into the Fellowship is considered one of the highest honors within the OPS. This year we welcome our two newest members, **Michael Neider and Jay Rostvold**

Michael Neider began his career in ophthalmology as a darkroom technician while going to college to earn his English degree at the University of Wisconsin in Madison. Upon graduation he joined the Department of Ophthalmology there and learned ophthalmic photography guided by the then chairman, Dr. Matthew Davis. Mike has been with the Department of Ophthalmology for the past 35 years and is currently the Director of Imaging Services. He has been with the Fundus Photograph Reading Center (FPRC) since 1994.

He has compiled a long and distinguished career as an ophthalmic photographer and researcher winning, in 2003, the UW-Madison Chancellor's Award for Excellence in Research. At that time Professor Matthew Davis, Emeritus Director of the FPRC, wrote: "His career exemplifies the crucial role a gifted and committed academic staff member can play in the development of an academic department and in the fulfillment of the university's research mission." The following year Mike earned the UW title of Distinguished Researcher. ■



For a complete list of all the Fellows of the Ophthalmic Photographers' Society go to the OPS website. ■

OPS Fellows at their annual dinner.



Jay Rostvold received a degree in AV/TV Production and Photography from the 916 Vo-Tech Institute of White Bear Lake, Minnesota, in 1976. By 1977, Jay had joined the Ophthalmic Photography unit at the famous Mayo Clinic in Rochester, and started his professional life in ophthalmic imaging. Jay became active with the OPS Scientific Exhibit in 1998 and has been the chair of the exhibit since 2007. He has won two best of show awards in the stereo division. Jay has been instrumental in establishing an outstanding collaboration with the American Society of Cataract and Refractive Surgeons in the form of the OPS/ASCRS Scientific Exhibit. In his "spare" time he has contributed to more than 25 OPS Annual Education programs as an instructor and workshop coordinator. After 30 years of service at the Mayo Clinic, Jay has changed locations and is now the Director of Imaging at the Wolfe Clinic in Des Moines, IA. ■

Sponsors and Job Opportunities

Come Grow With Us Great Photo/Tech Opportunity In Beautiful Southern Oregon

PHOTOGRAPHER/TECHNICIAN – Retina Care Center in Medford, Oregon is seeking an experienced angiographer, to assist in the retinal clinic.

Duties will include digital fluorescein angiography, OCT, and direct clinical assistance. Injection experience preferred. The attractions in southern Oregon appeal to a wide variety of people seeking a quality life style.

Southern Oregon is a wonderful place for families. We have world-class outdoor and cultural amenities, excellent schools, a university, and a climate with 4 distinct seasons. Come join an exciting practice.

Please send resumes to
Lois@retinacarecenter.org
Retina Care Center Attn: Recruitment, 748
State Street Medford, OR 97504

Fax (541) 842-2022 EOE.

National Instrument Service Corporation
Nationwide Sales and Service of Ophthalmic, Medical and Optical Instruments.



45A GAZZA BLVD
FARMINGDALE, NY 11735
Phone: (631) 694-9408 Fax: (631) 694-9410
Email: info@niscorp.us Web site: www.niscorp.us



Lead by our President, **Igor Gaufrman** and our professional staff, NISCorp continues to specialize in **SALES & SERVICE**, refurbishment, updates and conversions of ophthalmic instruments including:

SLIT LAMPS	All Makes & Models including:
PHOROPTERS	BAUSCH & LOMB
LENSOMETERS	HAAG STREIT
KERATOMETERS	OLYMPUS
POWER SUPPLIES	TOPCON
OPHTHALMOSCOPIES	NIKON
APPLANATION TONOMETER	KOWA
FUNDUS CAMERAS & ALL ACCESSORIES	ZEISS

The OPS Image Library

The purpose of the OPS image library is to make available contributing photographers' work for use in OPS marketing material, publications, and the annual education program cover. By having images on file from a variety of our members, this library will provide a cross section of the various imaging techniques we perform, and highlight our individual talents as these images are published. This ready library will credit the photographer when material is used, and when possible, the author will be contacted in advance to confirm the use. There is no submission fee. The image library will be accessed through the OPS Marketing Committee, and will not be open to general public distribution.

Submissions may be on CD or DVDs, in TIFF, PNG, or JPEG formats. Files should contain the photographer's name and image title. This will facilitate contacting you if your work is selected for use. Images may be sent to:

Alan Frohlichstein
Retinal Angiography Services
5633 Crain Street
Morton Grove, Illinois 60053
alanfroh@gmail.com



THANK YOU OPS!

EyeSupply acknowledges OPS members for helping it remain a leading distributor of ophthalmic supplies since 1989.

Let EyeSupply USA be your one-stop source for all your ophthalmic supplies.

- Angiography Supplies
- Pharmaceuticals
- Med/Surg Supplies
- Medical Office Supplies
- Bulbs & Batteries
- And More...

Catalog Available
800-521-5257
Or order online at
www.eyesupplyusa.com

Apollo Ophthalmics is proud to be a source of products and information for the complete medical community. We strive to be a part of your support system.

**ICG
Fluorescein Light and Dark
Ophthalmic Strips
Ophthalmic Solution
Medical Office Products
Surgical Instruments**



SPECIAL OFFER!
SAVE 10% on select items
with promo code OPSJ2010



APOLLO OPHTHALMICS

Fluorescein, ICG, Ophthalmics and Surgical Instruments
www.apolloophthalmics.com | (949) 689-0293 | stuwweedn@yahoo.com

Apollo is the Greek God recognized for light, speed, healing and medicine