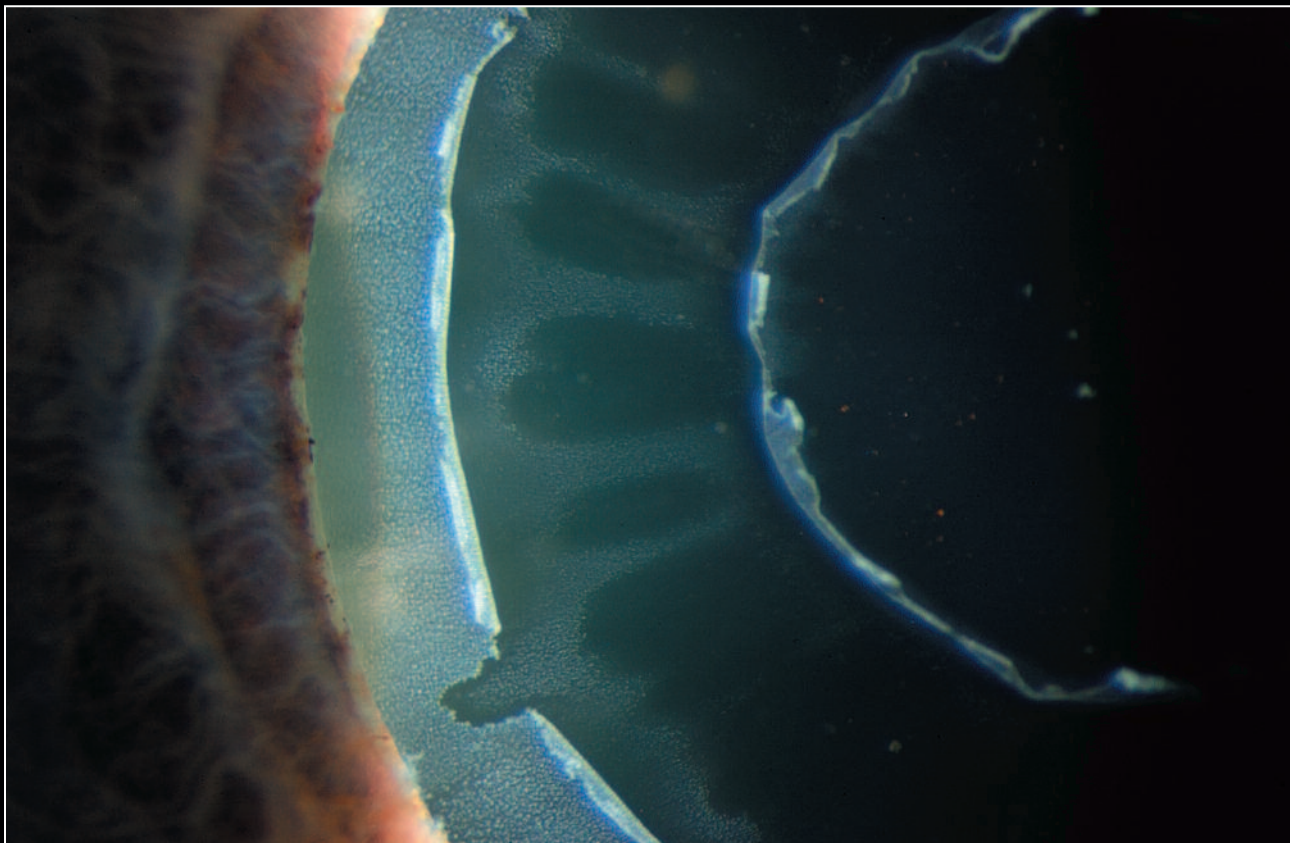


The Journal of Ophthalmic Photography

VOLUME 27 • NUMBER 2 • FALL 2005

A TRIBUTE TO
TERRANCE
TOMER



2005 ASCRS BEST OF SHOW

Slit Lamp Photography

Pseudoexfoliation

James P. Gilman, CRA

John Moran Eye Center, Salt Lake City, UT

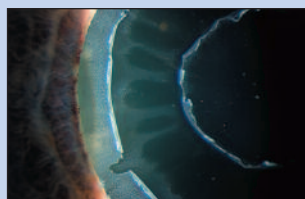
The Journal of Ophthalmic Photography



Volume 27 Number 2

Fall 2005

About the Cover



The patient, a 77 year old female, presented with pseudoexfoliation in the right eye and a mild posterior subcapsular cataract in the left eye. The photograph was taken with a Nikon D1X camera back mounted to a Zeiss photo slit lamp.


INDEX TO ADVERTISERS

Bardes Products, Inc.	63
Carl Zeiss Meditec, Inc.	99
Cynacon/OcuSoft	70
Escalon Medical Imaging	98
Haag Streit	59
ICOP	89
MRP Group, Inc.	95
Ophthalmic Imaging Systems	54
Topcon America Corp.	100
Visual Pathways	78

Editorial	
Chris J. Barry	55
Letter to the Editor	
Thomas Monego, CRA, Patrick Saine, CRA	58
A Tribute to Terrance L. Tomer, CRA, FOPS – Friend, Volunteer, Mentor	
Johnny Justice, Jr., CRA, FOPS, Timothy J. Bennett, CRA, FOPS, Paula F. Morris, CRA, FOPS	60
Marfan Syndrome – A Photographic Essay and Case Report	
Marshall E. Tyler, CRA, FOPS, Michael R. Gagnon, MD	64
Mosaic Imaging in the Diagnosis and Treatment of Retinal Disease	
Debra Brown	66
Case Report: Serratia Marcescens	
Julie Tsai, MD, Michael P. Kelly, Edward J. Holland, MD	71
2005 ASCRS Ophthalmic Photography Competition	72
The Use of Trypan Blue as a Tracer to Outline Aqueous Flow	
Dr. William Huxley Morgan PhD, FRANZCO, Dr. Chandrakumar Balaratnasingam MB, BS, Dr. A Giubilato FRANZCO, Professor Dao-Yi Yu MD, PhD	79
Creating an Artifact-Free Retroillumination Photo-Illustration of the Crystalline Lens	
Marshall E. Tyler, CRA, FOPS	82
Results of the Board of Certification Survey: What Does Today's Ophthalmic Photographer Do?	
Beth Ann Benetz, MA, CRA, Timothy Bennett, CRA, FOPS, Terrance Tomer, CRA, FOPS	85
Student Spotlight	
Sarah Moyer, Becky Killian	88
In Memoriam: J. Donald M. Gass, MD – A Friend of Ophthalmic Photography	
Johnny Justice, Jr., CRA, FOPS	91
2004 OPS Annual Meeting Scientific Session Abstracts	92
Multilingual Communication at the Fundus Camera (continued from Volumes 26.2 and 27.1)	
Paula F. Morris, CRA, FOPS	94
Certified Retinal Angiographers • April 1, 2005	
Ken Timby, CRA, FOPS	96

The Journal of Ophthalmic Photography

Founded in 1977 by the Ophthalmic Photographers' Society, Inc.; Don Wong, FOPS, Founding Editor



Managing Editor

Chris Barry, CRA, FOPS, MMedSci,
RBI, FAIMBI, AIIP, RMIP
Lions Eye Institute
Centre for Ophthalmology
and Visual Science
The University of Western Australia
2 Verdun Street
Perth 6009, Western Australia
Phone: +61 89381 0804
Fax: +61 89382 1171
cjbarry@cyllene.uwa.edu.au



Assistant Editor

Paula Morris, BS, CRA, FOPS
John A. Moran Eye Center
50 North Medical Drive
Salt Lake City, UT 84132
Phone: 801/244-6290
Fax: 801/581-3657
Paula.Morris@hsc.utah.edu

Production/Design Director

Jennifer Licata

5682 Dunnigan Road, Lockport, NY 14094
Phone: 716/390-5353 Fax: 267/390-8407
jen@licatadesign.com

Advertising Editor

Barbara McCalley

1869 W. Ranch Road, Nixa, MO 65714
Phone: 417/725-0181
ops@opsweb.org

Medical Advisor

Assoc. Prof. Paul S. Bernstein, MD, PhD

John A. Moran Eye Center
University of Utah Health Sciences Center
50 North Medical Drive, Salt Lake City, UT 84132
Phone: 801/587-3026
Paul.Bernstein@hsc.utah.edu

Editorial Committee Chair

Patrick J. Saine, MEd, CRA, FOPS

Ophthalmic Photography, Clinic 4B
Dartmouth-Hitchcock Medical Center
One Medical Center Drive, Lebanon, NH 03756-0001
Phone: 603/650-8350 Fax: 603/650-4434
patrick.j.saine@hitchcock.org

Editorial Review Board

Assist. Prof. Denise Cunningham, CRA, RBP, MEd

Washington, DC, cunninghamd@nei.nih.gov

Alan Frohlichstein, BFA, BS, CRA, FOPS

Morton Grove, IL, rasalan@sbcglobal.net

Richard E. Hackel, CRA, FOPS

Ann Arbor, MI, rhackel@umich.edu

Marcella Hickey, CRA

Naples, FL, mhickey@med.miami.edu

Assist. Prof. Lawrence M. Merin, RBP, FIMI, FOPS, FBCA

Nashville, TN, lawrence.merin@vanderbilt.edu

Marshall E. Tyler, CRA, FOPS

Winston-Salem, NC, mtyler@wfubmc.edu

Instructions to Authors can be found at <http://www.opsweb.org/Publicat/Journal/AuthInst.htm>

Subscription Information

The Journal of Ophthalmic Photography (ISSN 0198-6155) is published biannually by the Ophthalmic Photographers' Society, Inc. The annual subscription rate (continental U.S.A.) is \$26.00. The single copy rate is \$16.00. The annual subscription rate for Canada and overseas is \$31.00. Canadian and overseas orders are payable in U.S. bank drafts or international money order only. Checks are to be made payable to the Ophthalmic Photographers' Society. Airmail delivery is available for an additional charge. Membership in the Ophthalmic Photographers' Society includes an annual subscription to the *The Journal of Ophthalmic Photography*.

Membership requests, subscription inquiries, past issue requests and changes of address should be sent to Barbara McCalley, Membership Secretary, 1869 W. Ranch Rd, Nixa, MO 65714; Phone: 417/725-0181; Email: ops@opsweb.org.

The Ophthalmic Photographers' Society

The Ophthalmic Photographers' Society (OPS) is a nonprofit international organization dedicated to the advancement of photography as applied to ophthalmology and visual science. Our membership, numbering over 1,000, includes a broad spectrum of professionals in eye health care, including ophthalmologists, optometrists, photographers, nurses, ophthalmic medical personnel, and basic researchers. The Society's educational programs, designed to supplement the professional expertise of our members, have earned the OPS recognition as being an organization dedicated to the elevation of standards in the craft. The Society's major publication, *The Journal of Ophthalmic Photography*, presents tutorials and articles on photographic techniques, instrumentation, and related topics in ophthalmology. Visit us online at www.opsweb.org.

Copyright

The Ophthalmic Photographers' Society. All rights reserved. Printed in the U.S.A. None of the contents may be reproduced by mechanical or electronic processes, stored in a retrieval system or transmitted by any means without prior written permission from the Editor.