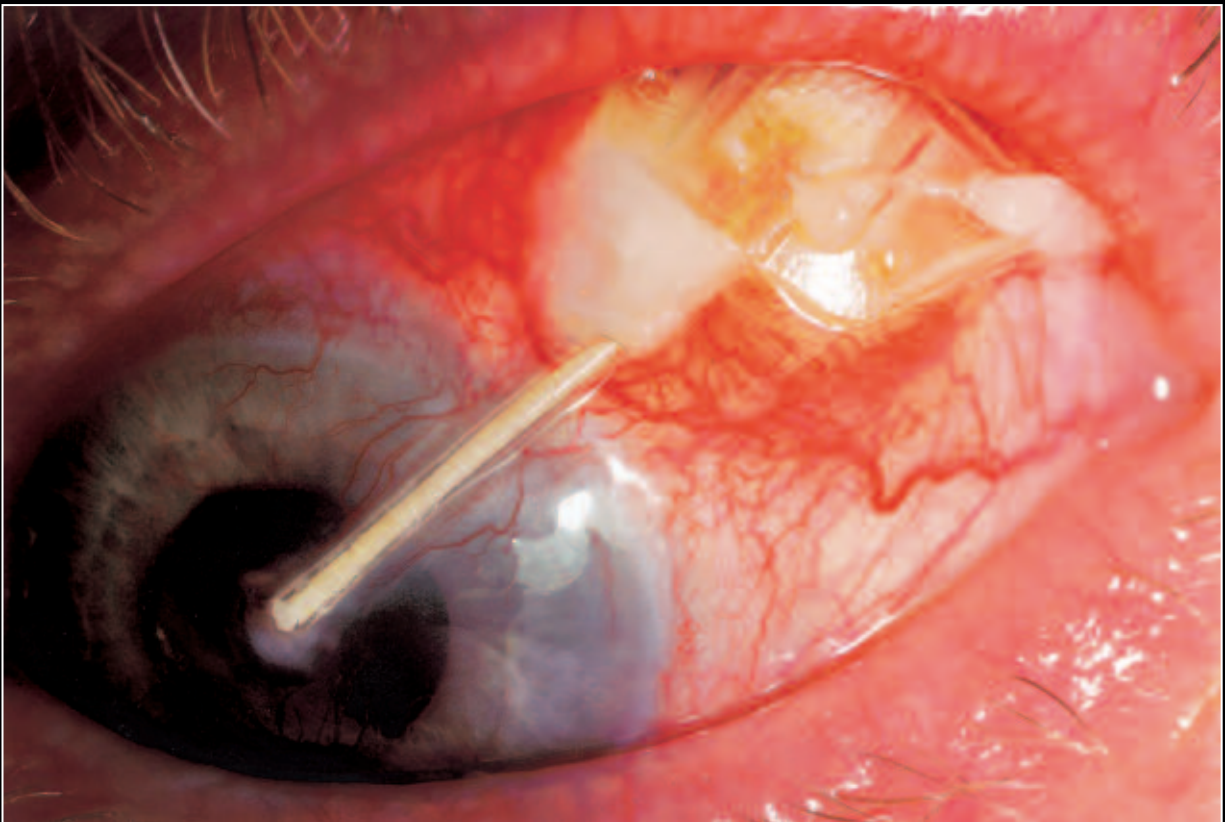


The Journal of Ophthalmic Photography

VOLUME 27 • NUMBER 1 • SPRING 2005



2004 SCIENTIFIC EXHIBIT BEST OF SHOW, PRINT

External Photography

Tube Shunt Dislocation

Marshall E. Tyler, CRA, FOPS

Wake Forest University Eye Center

Winston-Salem, NC

2004 SCIENTIFIC EXHIBIT BEST OF SHOW STEREO SLIDES

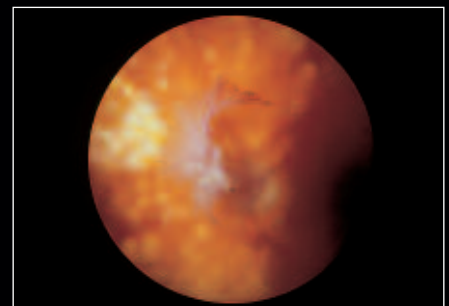
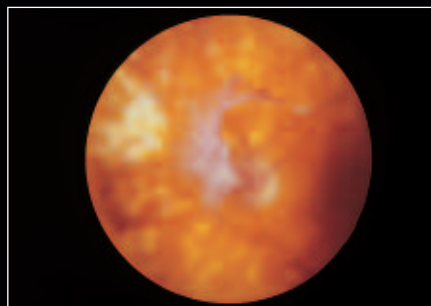
Fundus Photography 45°+

NVD

Robert L. Prusak, CRA

Kellogg Eye Center

Ann Arbor, MI



The Journal of Ophthalmic Photography

Volume 27 Number 1

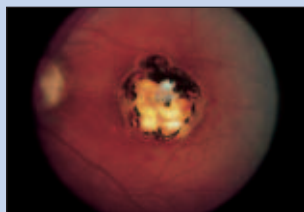
Spring 2005

2004 Scientific Exhibit Winners: page 28

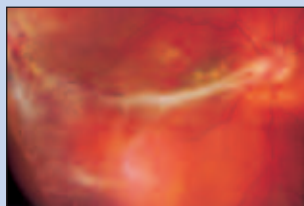
See the first and second place Print and Stereo Slide Division winners. Third place and honorable mention are also listed.



Paula F. Morris, CRA, FOPS



Richard B. Skellie, CRA



Robert L. Prusak, BA, CRA

ARTICLES

Creating Retinal Fundus Maps Richard E. Hackel, MA, CRA, FOPS, Patrick J. Saine, MEd, CRA, FOPS . . .	10
Infrared Iris Transillumination Imaging Jukka M. Saari, BM, Kari Nummelin, BSc	20
Stereo Anaglyph Preparation for PowerPoint Timothy J. Bennett, CRA, FOPS	38
Multilingual Communication at the Fundus Camera <i>(continued from Volume 26.2)</i> Paula F. Morris, CRA, FOPS	48

FEATURES

Editorial	5
----------------------------	----------

PHOTO ESSAY

James Gilman, CRA	25
------------------------------------	-----------

2003 OPS ANNUAL EDUCATION MEETING

Scientific Exhibit Winners: Prints and Stereo Slides	28
---	-----------

TECHNICAL TACTICS

Illuminated Keyboard for Digital Imaging Gregory C. Hoffmeyer, BFA, CPT	46
---	-----------

INDEX TO ADVERTISERS

<i>Bardes Products, Inc.</i>	47
<i>Carl Zeiss Meditec, Inc.</i>	51
<i>Cynacon/OcuSoft</i>	24
<i>Escalon Medical Imaging</i>	50
<i>Haag Streit</i>	9
<i>MRP Group, Inc.</i>	49
<i>Ophthalmic Imaging Systems</i>	2
<i>Topcon America Corp.</i>	52
<i>Twin Chimney Publishing</i>	8
<i>Visual Pathways</i>	19

The Journal of Ophthalmic Photography

Founded in 1977 by the Ophthalmic Photographers' Society, Inc.; Don Wong, FOPS, Founding Editor



Managing Editor

Chris Barry, CRA, FOPS, MMedSci,
RBI, FAIMBI, AIIP, RMIP
Lions Eye Institute
Centre for Ophthalmology
and Visual Science
The University of Western Australia
2 Verdun Street
Perth 6009, Western Australia
Phone: +61 89381 0804
Fax: +61 893821171
cjbarry@cyllene.uwa.edu.au



Assistant Editor

Paula Morris, BS, CRA, FOPS
John A. Moran Eye Center
50 North Medical Drive
Salt Lake City, UT 84132
Phone: 801/244-6290
Fax: 801/581-3657
Paula.Morris@hsc.utah.edu

Production/Design Director

Jennifer Licata

Phone: 716/390-5353
jen@licatadesign.com

Advertising Editor

Barbara McCalley

1869 W. Ranch Road, Nixa, MO 65714
Phone: 417/725-0181
ops@opsweb.org

Medical Advisor

Assoc. Prof. Paul S. Bernstein, MD, PhD

John A. Moran Eye Center
University of Utah Health Sciences Center
50 North Medical Drive, Salt Lake City, UT 84132
Phone: 801/587-3026
Paul.Bernstein@hsc.utah.edu

Editorial Committee Chair

Patrick J. Saine, MEd, CRA, FOPS

Ophthalmic Photography, Clinic 4B
Dartmouth-Hitchcock Medical Center
One Medical Center Drive, Lebanon, NH 03756-0001
Phone: 603/650-8350 Fax: 603/650-4434
patrick.j.saine@hitchcock.org

Editorial Review Board

Assist. Prof. Denise Cunningham, CRA, RBP, MEd

Washington, DC, cunninghamd@nei.nih.gov

Alan Frohlichstein, BFA, BS, CRA, FOPS

Morton Grove, IL, rasalan@sbcglobal.net

Richard E. Hackel, CRA, FOPS

Ann Arbor, MI, rhackel@umich.edu

Marcella Hickey, CRA

Naples, FL, mhickey@med.miami.edu

Assist. Prof. Lawrence M. Merin, RBP, FIMI, FOPS, FBCA

Nashville, TN, lawrence.merin@vanderbilt.edu

Marshall E. Tyler, CRA, FOPS

Winston-Salem, NC, mtyler@wfubmc.edu

Instructions to Authors can be found at <http://www.opsweb.org/Publicat/Journal/AuthInst.htm>

Subscription Information

The Journal of Ophthalmic Photography (ISSN 0198-6155) is published biannually by the Ophthalmic Photographers' Society, Inc. The annual subscription rate (continental U.S.A.) is \$26.00. The single copy rate is \$16.00. The annual subscription rate for Canada and overseas is \$31.00. Canadian and overseas orders are payable in U.S. bank drafts or international money order only. Checks are to be made payable to the Ophthalmic Photographers' Society. Airmail delivery is available for an additional charge. Membership in the Ophthalmic Photographers' Society includes an annual subscription to the *The Journal of Ophthalmic Photography*.

Membership requests, subscription inquiries, past issue requests and changes of address should be sent to Barbara McCalley, Membership Secretary, 1869 W. Ranch Rd, Nixa, MO 65714; phone: 417/725-0181; Email: ops@opsweb.org.

The Ophthalmic Photographers' Society

The Ophthalmic Photographers' Society (OPS) is a nonprofit international organization dedicated to the advancement of photography as applied to ophthalmology and visual science. Our membership, numbering over 1,000, includes a broad spectrum of professionals in eye health care, including ophthalmologists, optometrists, photographers, nurses, ophthalmic medical personnel, and basic researchers. The Society's educational programs, designed to supplement the professional expertise of our members, have earned the OPS recognition as being an organization dedicated to the elevation of standards in the craft. The Society's major publication, *The Journal of Ophthalmic Photography*, presents tutorials and articles on photographic techniques, instrumentation, and related topics in ophthalmology. Visit us online at www.opsweb.org.

Copyright

The Ophthalmic Photographers' Society. All rights reserved. Printed in the U.S.A. None of the contents may be reproduced by mechanical or electronic processes, stored in a retrieval system or transmitted by any means without prior written permission from the Editor.