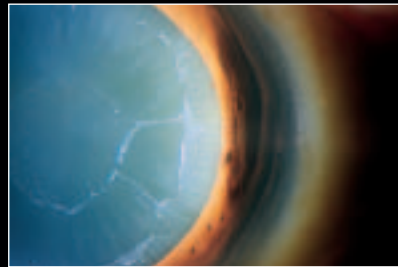
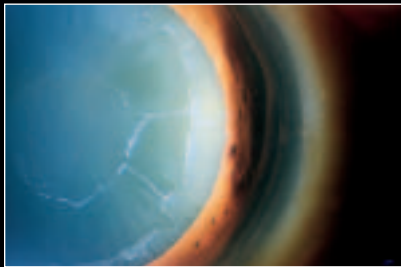


The Journal of Ophthalmic Photography

VOLUME 22 • NUMBER ONE • APRIL, 2000



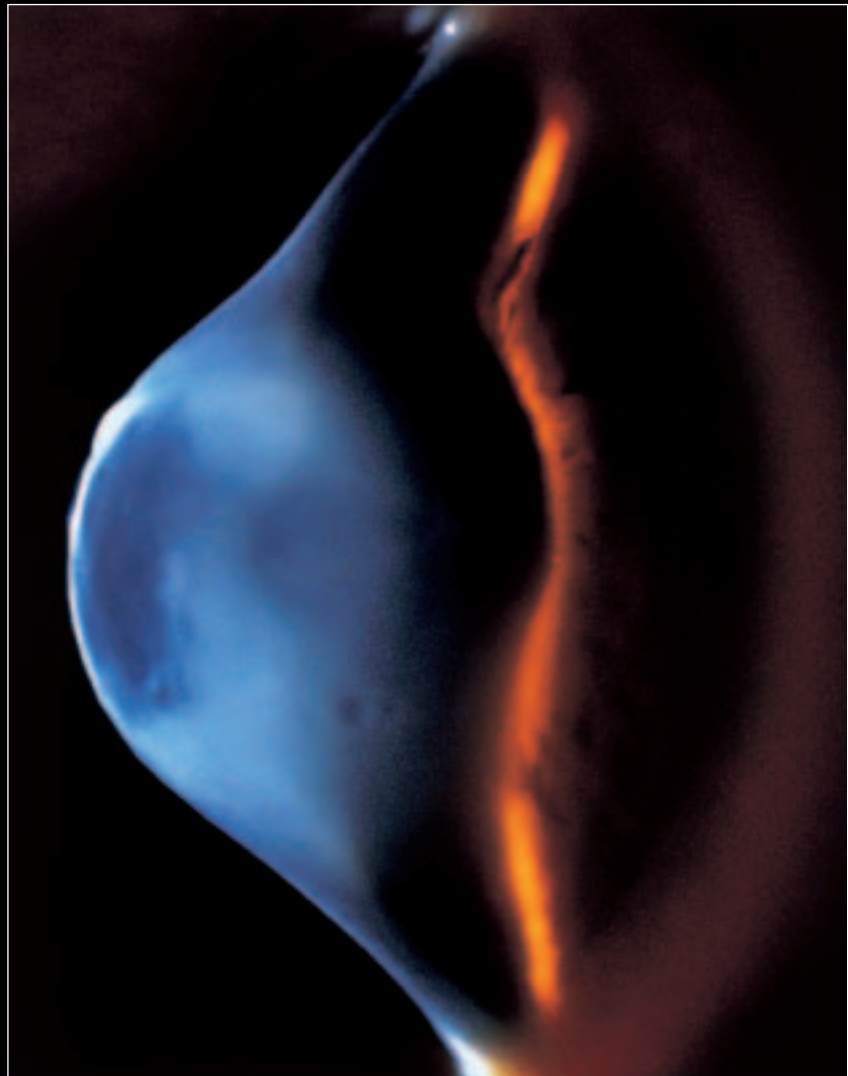
**1999 SCIENTIFIC EXHIBIT
BEST OF SHOW, STEREO SLIDES**

Slit Lamp

Pseudo-Exfoliation of Lens

Rhonda Curtis

Washington University, St. Louis, MO



**1999 SCIENTIFIC EXHIBIT
BEST OF SHOW, PRINT**

Slit Lamp Biomicrography

Keratectasia

Katsuhiko Fukui

Asahikawa Medical College

Asahikawa, Japan

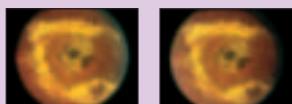
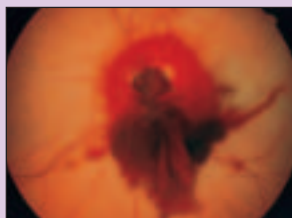
The Journal of Ophthalmic Photography

Volume 22 Number One

April 2000

1999 Scientific Exhibit Winners: page 20

See the first and second place Print and Stereo Slide Division winners. Third place and honorable mention also listed.



ORIGINAL ARTICLES

- Using Posterior Segment Fluorescence to Highlight Anterior Segment Conditions**
Denise Cunningham, CRA, RBP, M.Ed. **7**
- Portraiture for Publicity**
Lawrence M. Merin, RBP, FIMI, FOPS, FBCA **11**
- Are Optic Disc Drusen Exhibiting Autofluorescence, Pseudofluorescence or Reflectance?**
Chris Barry, CRA; Jas Singh, FRCS; Ian J. Constable, FRACO **32**

CASE STUDIES

- Photographing Eye Bank Tissue: A Case Study, of Sorts**
Gregory C. Hoffmeyer, BFA, MS, CEPT; Mark Soper, BS, CEPT **17**
- A Case of Unilateral Painless, Sudden Onset Loss of Vision in an Otherwise Healthy Male**
Robert C. Nelson, COA, NCLC; Rosa Paez-Boham, COST **38**

TECHNICAL TACTICS

- The Addition of a Rubber Eyecup to the Zeiss Fundus Camera Eyepiece for Added Comfort and Light Blockage**
Alan Frohlichstein, BFA, BS, CRA, FOPS **41**

- EDITORIAL* **4**
- CALENDAR* **29**
- FINANCE 101* **30**
- OPTIMAL DIGESTED* **42**
- INSTRUCTIONS TO AUTHORS* **44**

INDEX TO ADVERTISERS

- Angiographics **47**
- Bardes **6**
- Justice Digital Ophthalmic **45**
- Ophthalmic Imaging Systems **2**
- Topcon America Corp. **48**
- MRP Group **46**