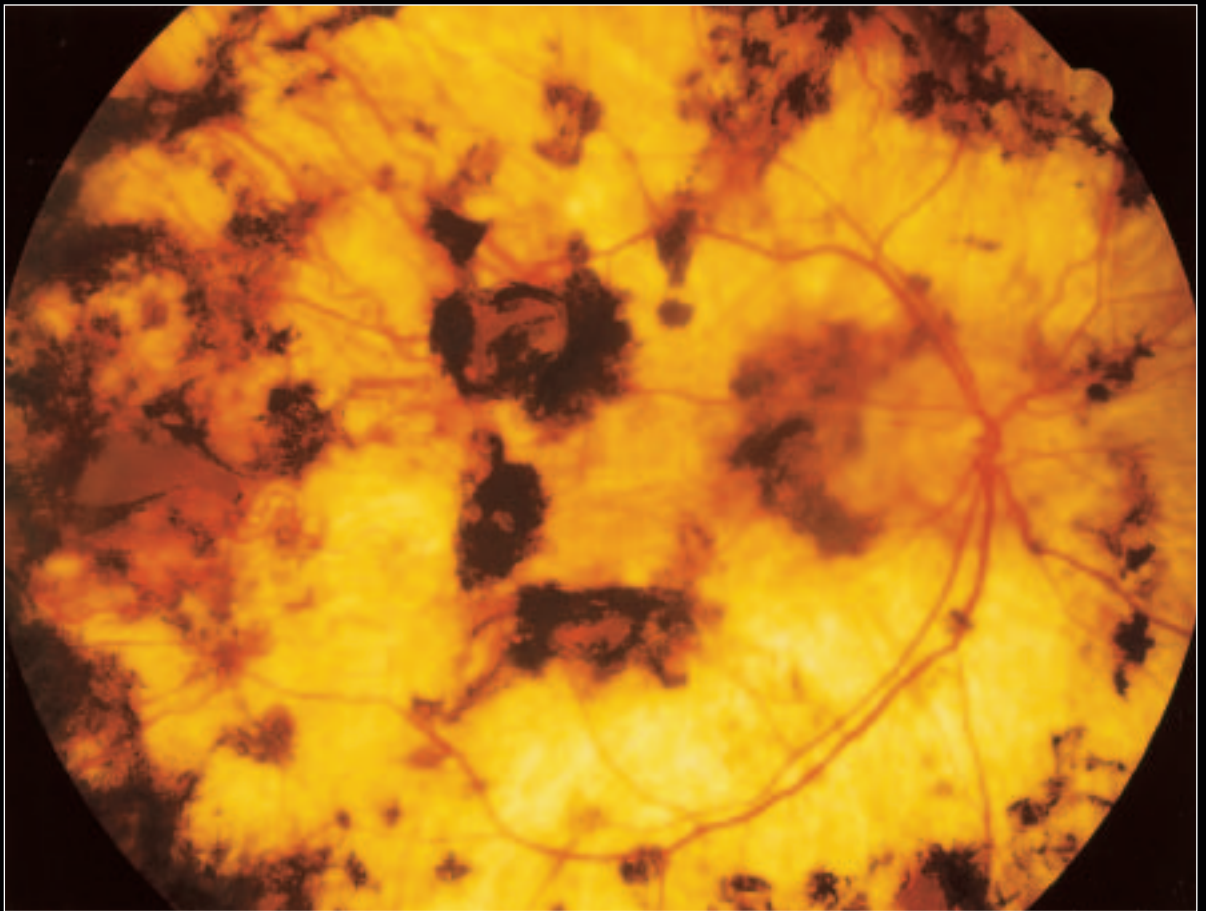


The Journal of Ophthalmic Photography

VOLUME 21 • NUMBER TWO • AUGUST, 1999



**1998 SCIENTIFIC EXHIBIT
FIRST PLACE FUNDUS PHOTOGRAPHY, WIDE ANGLE 45°+**

Chorioretinitis

James Gilman, CRA


Emory Eye Center, Atlanta, GA

The Journal of Ophthalmic Photography

Volume 21 Number Two

August 1999

ORIGINAL ARTICLES



Inexpensive Upgrades to a Digital Angiography System

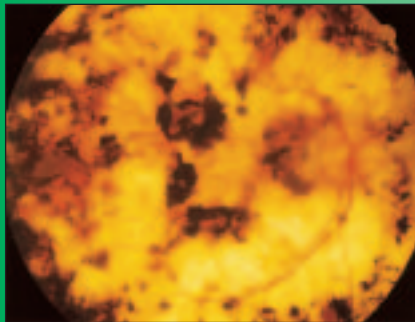
Gordon McGregor, CRA **41**

A New Technique for Administering ICG During Choroidal Angiography

Patrick J. Saine, M.Ed., CRA
Rosalind A. Stevens, MD
John C. Cavender, MD **45**



LETTER FROM THE EDITOR	36
FINANCE 101	38
CALENDAR	40
TECHNICAL TACTICS	48
OPTIMAL DIGESTED	51
CERTIFIED RETINAL ANGIOGRAPHERS	56
INSTRUCTIONS TO AUTHORS	58



About the Cover

The cover photograph, *Chorioretinitis*, was exposed by James P. Gilman, CRA, Director of Ophthalmic Photography at the Emory Eye Center in Atlanta, Georgia.