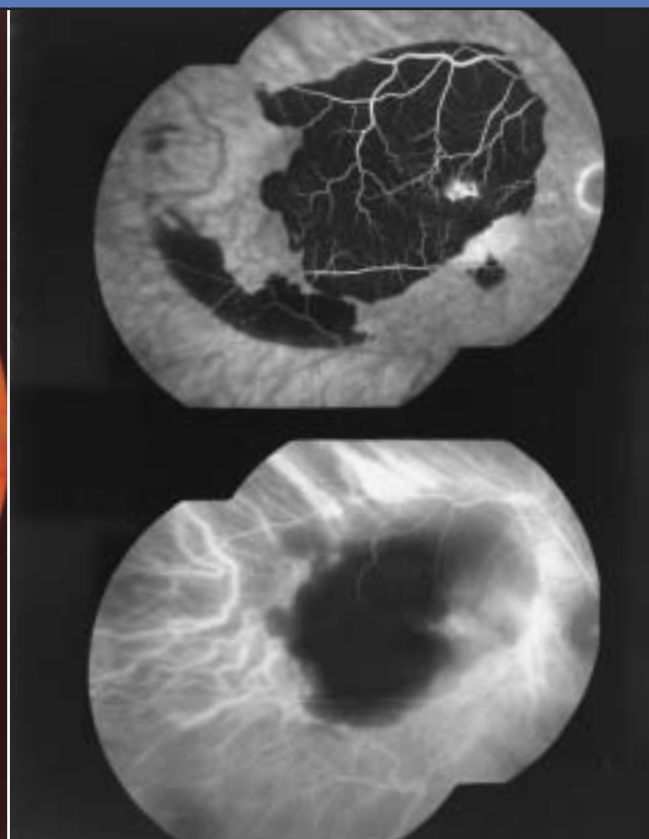
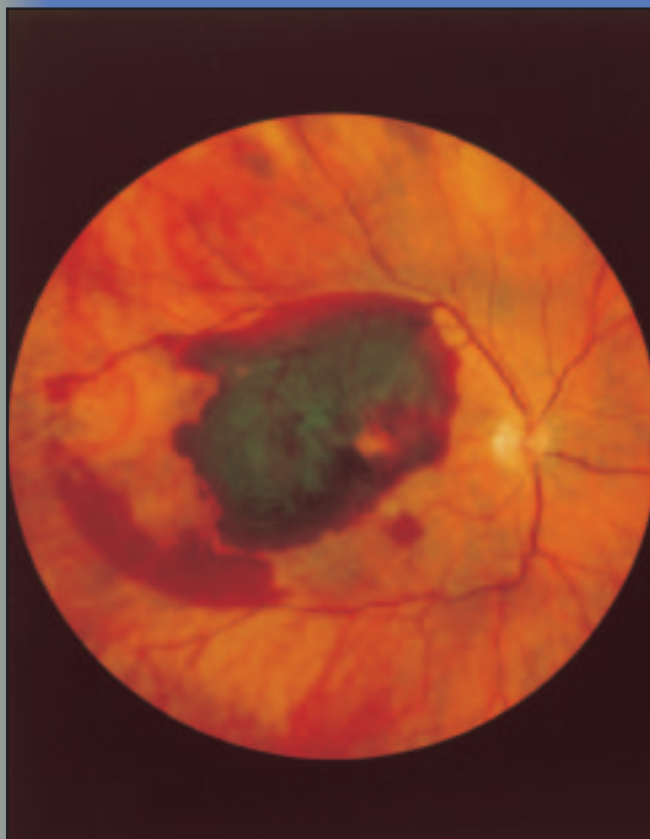


The Journal of Ophthalmic Photography



VOLUME 20 • NUMBER ONE • APRIL, 1998



BEST OF SHOW, PRINT

1997 OPS Scientific Exhibit, Cross Categories: Sub-retinal Hematoma, Fundus Map, FA, ICG – Richard Hackel, CRA, Wake Forest University Eye Center, Winston-Salem, NC



BEST OF SHOW, STEREO SLIDES

1997 OPS Scientific Exhibit, External Photography: Blunt Trauma – Maria Wordhouse, CRA, Grand Rapids Ophthalmology, Grand Rapids, MI

The Journal of Ophthalmic Photography



Volume 20 Number One April 1997

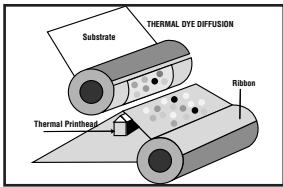


**Article:An Improved Method of Facial Photography
for Oculoplastic Patients**

Lawrence M. Merin, RBP, FIMI, FOPS

Charles D. Rice, MD

16



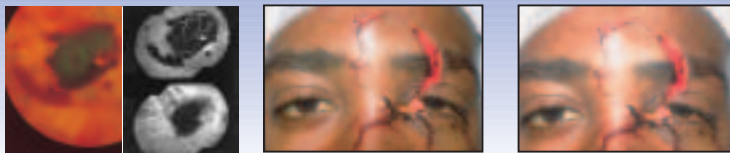
**Article:A Comparison of Image Quality of the Canon® BJC
620 Ink Jet and Kodak® 8600 Dye Thermal Printers
for Use in Ophthalmic Angiography**

William S. Fischer, MS, CRA

22

LETTER FROM THE EDITOR 4
 INSTRUCTIONS TO AUTHORS 32
 TECHNICAL TACTICS..... 13
 PATIENT CARE CORNER 14
 OPTIMAL DIGESTED 19
 BOOK REVIEW..... 30
 CALENDAR..... 34

1997 OPS Scientific Exhibit Winners: 6



See the first place Print and Stereo slide division winners. Second, third and honorable mention winners listed.