


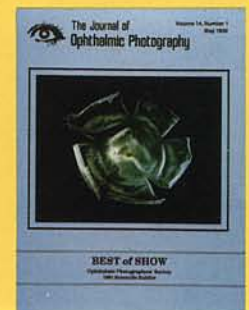
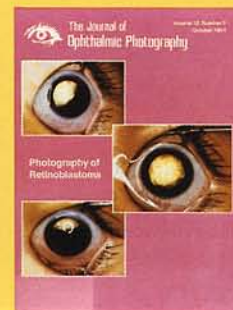








# The Journal of Ophthalmic Photography

Volume 14, Number 2  
December 1992



FOURTEEN  
J.O.P.  
YEARS



# The Journal of Ophthalmic Photography

Volume 14 Number 2

December 1992

Founded in 1977 by the **Ophthalmic Photographers' Society, Inc.**  
Don Wong, F.O.P.S., Founding Editor

## CONTENTS

### ARTICLES

#### **Super Wide Field Fluorescein Angiography with Wide Angle Magnifying Lenses**

Tasuya Deguchi, Ryutaro Ohki, Kiniharu Noyori, and Masanobu Kaneko.....49

#### **Case Report: Retinopathy Following External Beam Therapy in a Patient with Choroidal Metastasis Arising from Breast Cancer**

Noriyuki Makino, Machiko Yano, Yoshihiro Tabata, and Sadao Kanagami .....55

#### **Fluorescein Angiography Survey Brief**

Mark Croswell .....61

#### **Flourescein Sodium—What is It?**

Jeff Jacobs.....62

#### **The Johnny Justice Junior Award**

Don Wong.....63

### TECHNICAL TACTICS

#### **An Inexpensive Processing Tank Modification**

Lawrence M. Merin .....52

### LETTERS TO THE JOURNAL

#### **An Unfamiliar Photographic Artifact**

Michael Kelly and Karen Kline.....48

#### **Advice for the Submission of Print Entries to the Annual OPS Scientific Exhibit**

Donald W. Boyles .....58

ABOUT THE COVER .....45

CALENDAR .....70

CERTIFIED RETINAL ANGIOGRAPHERS.....69

EDITORIAL .....44

INSTRUCTIONS TO CONTRIBUTING AUTHORS.....64

READERSHIP SURVEY .....67