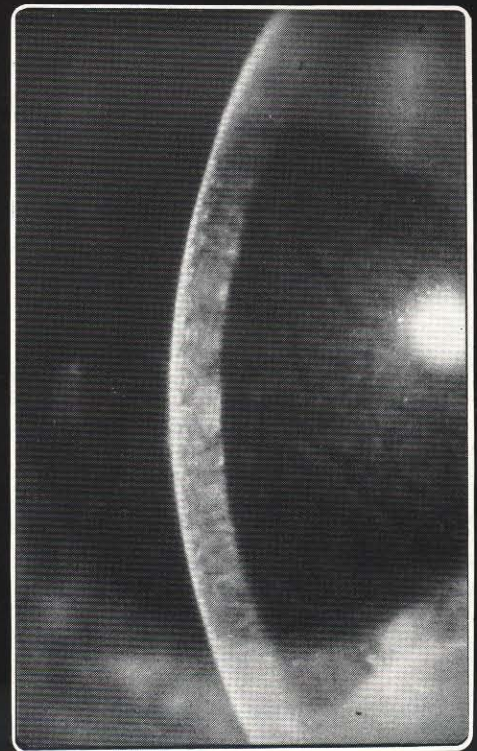

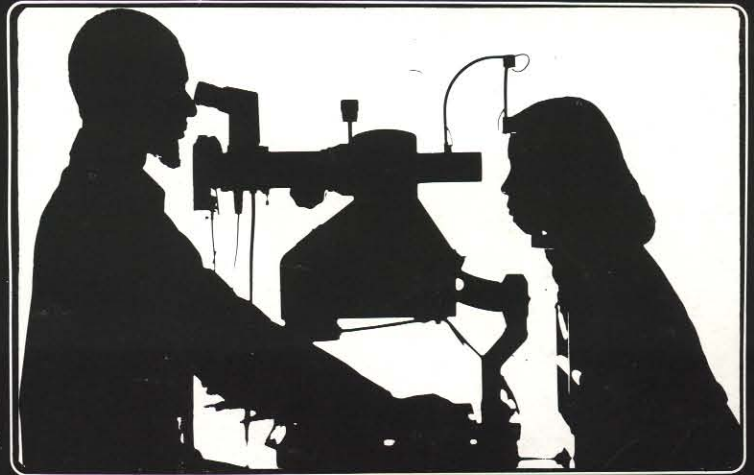
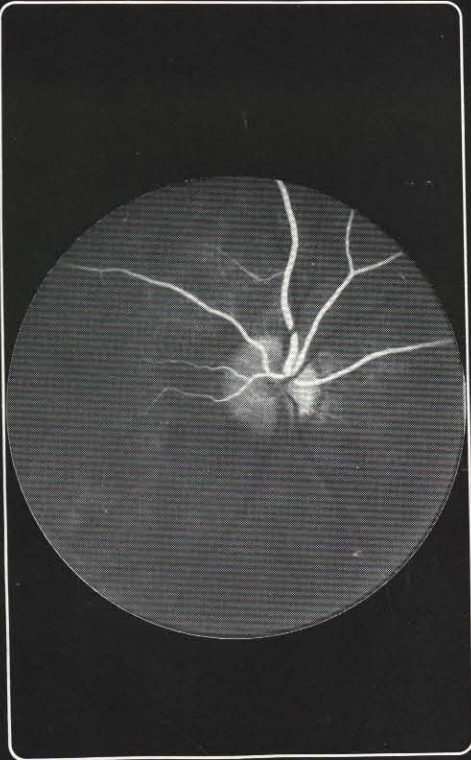




the Journal of  
**Ophthalmic  
Photography**

Vol. 3, No. 1    June 1980





the Journal of  
**Ophthalmic  
 Photography**

Vol. 3, No 1

June 1980

**CONTENTS**

**EDITOR**

Don Wong, R.B.P., F.O.P.S.  
 Cabrini Medical Center  
 227 East 19th Street  
 New York, N.Y. 10003  
 (212)725-7592

**ASSOCIATE EDITOR**

Kenneth E. Fong  
 Department of Ophthalmology  
 Cornell University Medical College  
 1300 York Ave.  
 New York, N.Y. 10021  
 (212)472-5814, 5910

**EDITORIAL REVIEW BOARD**

Earl Choromokos, F.O.P.S.  
 John Johnson  
 Ron Kacizak  
 Terrance L. Tomer, F.O.P.S.  
 Thomas C. Van Cader, F.O.P.S.

**PRODUCTION STAFF**

Dorothy A. Fong, C.O.A.

**PRESIDENT**

Csaba L. Martonyi  
 instructor and Director  
 Ophthalmic Photography  
 The University of Michigan  
 Parkview Medical  
 1000 Wall Street  
 Ann Arbor, Mich. 48109  
 (313)763-4498

**VICE-PRESIDENT**

Jerry Sewell, F.O.P.S.  
 Department of Ophthalmology  
 L.S.U. Medical Center  
 136 S. Roman  
 New Orleans, LA 70112  
 (504)568-6826

**TREASURER**

Paul Montague  
 Department of Ophthalmology  
 University Hospital  
 University of Iowa  
 Iowa City, Iowa 52240  
 (319)356-2880

**SECRETARY**

Bruce W. Morris  
 University of California Medical Center  
 400 Parnassus. Rm. A-760  
 San Francisco, Calif. 94143  
 (415)666-1177

**FEATURES:**

	<i>Page</i>
Projection of fluorescein angiograms Sheldon Dukoff .....	5
A study of photographic techniques using the Nikon non-contact endothelial/anterior segment camera system John L. Johnson and Theodore D. Rosenthaler .....	7
Machine processed films in ophthalmology Lawrence M. Merin, B.A .....	15
Vitreous fluorophotometry Mark E. Johnson, B.A .....	19
Specular microscopy and evaluation of the corneal endothelium Mary Reeves, C.O.T. ....	22

**IMAGES:**

Kenneth F. Fong .....	27
-----------------------	----

**CASE PRESENTATION:**

Valsalva Hemorrhagic Retinopathy: Two Classic Cases Scott Wong .....	12
--	----

**INTERNATIONAL  
 SECTION:**

Advances in corneal endothelium photography Albert Aan de Kerk and Frits Treffers, M.D. ..	2
---	---

**COVER CREDITS: Top:**

**Bot:**

Department of Ophthalmology,  
 Cabrini Medical Center

Csaba L. Martonyi,  
 University of Michigan